

Internet Engineering Task Force (IETF)
Request for Comments: 9246
Category: Standards Track
ISSN: 2070-1721

R. van Brandenburg
Tiledmedia
K. Leung

P. Sorber
Apple, Inc.
June 2022

URI Signing for Content Delivery Network Interconnection (CDNI)

Abstract

This document describes how the concept of URI Signing supports the content access control requirements of Content Delivery Network Interconnection (CDNI) and proposes a URI Signing method as a JSON Web Token (JWT) profile.

The proposed URI Signing method specifies the information needed to be included in the URI to transmit the signed JWT, as well as the claims needed by the signed JWT to authorize a User Agent (UA). The mechanism described can be used both in CDNI and single Content Delivery Network (CDN) scenarios.

Status of This Memo

This is an Internet Standards Track document.

This document is a product of the Internet Engineering Task Force (IETF). It represents the consensus of the IETF community. It has received public review and has been approved for publication by the Internet Engineering Steering Group (IESG). Further information on Internet Standards is available in Section 2 of RFC 7841.

Information about the current status of this document, any errata, and how to provide feedback on it may be obtained at <https://www.rfc-editor.org/info/rfc9246>.

Copyright Notice

Copyright (c) 2022 IETF Trust and the persons identified as the document authors. All rights reserved.

This document is subject to BCP 78 and the IETF Trust's Legal Provisions Relating to IETF Documents (<https://trustee.ietf.org/license-info>) in effect on the date of publication of this document. Please review these documents carefully, as they describe your rights and restrictions with respect to this document. Code Components extracted from this document must include Revised BSD License text as described in Section 4.e of the Trust Legal Provisions and are provided without warranty as described in the Revised BSD License.

Table of Contents

1. Introduction
 - 1.1. Terminology
 - 1.2. Background and Overview on URI Signing
 - 1.3. CDNI URI Signing Overview
 - 1.4. URI Signing in a Non-CDNI Context
2. JWT Format and Processing Requirements
 - 2.1. JWT Claims
 - 2.1.1. Issuer (iss) Claim
 - 2.1.2. Subject (sub) Claim
 - 2.1.3. Audience (aud) Claim
 - 2.1.4. Expiry Time (exp) Claim
 - 2.1.5. Not Before (nbf) Claim

- 2.1.6. Issued At (iat) Claim
- 2.1.7. JWT ID (jti) Claim
- 2.1.8. CDNI Claim Set Version (cdniv) Claim
- 2.1.9. CDNI Critical Claims Set (cdnicrit) Claim
- 2.1.10. Client IP Address (cdniip) Claim
- 2.1.11. CDNI URI Container (cdniuc) Claim
- 2.1.12. CDNI Expiration Time Setting (cdniets) Claim
- 2.1.13. CDNI Signed Token Transport (cdnistt) Claim
- 2.1.14. CDNI Signed Token Depth (cdnistd) Claim
- 2.1.15. URI Container Forms
 - 2.1.15.1. URI Hash Container (hash:)
 - 2.1.15.2. URI Regular Expression Container (regex:)
- 2.2. JWT Header
- 3. URI Signing Token Renewal
 - 3.1. Overview
 - 3.2. Signed Token Renewal Mechanism
 - 3.2.1. Required Claims
 - 3.3. Communicating a Signed JWT in Signed Token Renewal
 - 3.3.1. Support for Cross-Domain Redirection
- 4. Relationship with CDNI Interfaces
 - 4.1. CDNI Control Interface
 - 4.2. CDNI Footprint & Capabilities Advertisement Interface
 - 4.3. CDNI Request Routing Redirection Interface
 - 4.4. CDNI Metadata Interface
 - 4.5. CDNI Logging Interface
- 5. URI Signing Message Flow
 - 5.1. HTTP Redirection
 - 5.2. DNS Redirection
- 6. IANA Considerations
 - 6.1. CDNI Payload Type
 - 6.1.1. CDNI UriSigning Payload Type
 - 6.2. CDNI Logging Record Type
 - 6.2.1. CDNI Logging Record Version 2 for HTTP
 - 6.3. CDNI Logging Field Names
 - 6.4. CDNI URI Signing Verification Code
 - 6.5. CDNI URI Signing Signed Token Transport
 - 6.6. JSON Web Token Claims Registration
 - 6.6.1. Registry Contents
 - 6.7. Expert Review Guidance
- 7. Security Considerations
- 8. Privacy
- 9. References
 - 9.1. Normative References
 - 9.2. Informative References
- Appendix A. Signed URI Package Example
 - A.1. Simple Example
 - A.2. Complex Example
 - A.3. Signed Token Renewal Example
- Acknowledgements
- Contributors
- Authors' Addresses

1. Introduction

This document describes the concept of URI Signing and how it can be used to provide access authorization in the case of redirection between cooperating CDNs and between a Content Service Provider (CSP) and a CDN. The primary goal of URI Signing is to make sure that only authorized UAs are able to access the content, with a CSP being able to authorize every individual request. It should be noted that URI Signing is not a content protection scheme; if a CSP wants to protect the content itself, other mechanisms, such as Digital Rights Management (DRM), are more appropriate. In addition to access control, URI Signing also has benefits in reducing the impact of denial-of-service attacks.

The overall problem space for CDN Interconnection (CDNI) is described in the CDNI Problem Statement [RFC6707] specification. This document, along with the Content Distribution Network Interconnection (CDNI) Requirements [RFC7337] document and the Framework for Content Distribution Network Interconnection (CDNI) [RFC7336], describes the

need for interconnected CDNs to be able to implement an access control mechanism that enforces a CSP's distribution policies.

Specifically, the CDNI Framework [RFC7336] states:

The CSP may also trust the CDN operator to perform actions such as delegating traffic to additional downstream CDNs, and to enforce per-request authorization performed by the CSP using techniques such as URI Signing.

In particular, the following requirement is listed in the CDNI Requirements [RFC7337]:

```
MI-16 {HIGH} The CDNI Metadata interface shall allow signaling of authorization checks and validation that are to be performed by the Surrogate before delivery. For example, this could potentially include the need to validate information (e.g., Expiry time, Client IP address) required for access authorization.
```

This document defines a method of signing URIs that allows Surrogates in interconnected CDNs to enforce a per-request authorization initiated by the CSP. Splitting the role of initiating per-request authorization by the CSP and the role of verifying this authorization by the CDN allows any arbitrary distribution policy to be enforced across CDNs without the need of CDNs to have any awareness of the specific CSP distribution policies.

The method is implemented using signed JSON Web Tokens (JWTs) [RFC7519].

1.1. Terminology

The key words "MUST", "MUST NOT", "REQUIRED", "SHALL", "SHALL NOT", "SHOULD", "SHOULD NOT", "RECOMMENDED", "NOT RECOMMENDED", "MAY", and "OPTIONAL" in this document are to be interpreted as described in BCP 14 [RFC2119] [RFC8174] when, and only when, they appear in all capitals, as shown here.

This document uses the terminology defined in the CDNI Problem Statement [RFC6707].

This document also uses the terminology of the JSON Web Token (JWT) [RFC7519].

In addition, the following terms are used throughout this document:

FCI: Footprint & Capabilities Advertisement interface

Signed URI: A URI for which a signed JWT is provided.

Target CDN URI: A URI created by the CSP to direct a UA towards the upstream CDN (uCDN). The Target CDN URI can be signed by the CSP and verified by the uCDN and possibly further downstream CDNs (dCDNs).

Redirection URI: A URI created by the uCDN to redirect a UA towards the dCDN. The Redirection URI can be signed by the uCDN and verified by the dCDN. In a cascaded CDNI scenario, there can be more than one Redirection URI.

Signed Token Renewal: A series of signed JWTs that are used for subsequent access to a set of related resources in a CDN, such as a set of HTTP Adaptive Streaming files. Every time a signed JWT is used to access a particular resource, a new signed JWT is sent along with the resource that can be used to request the next resource in the set. When generating a new signed JWT in Signed Token Renewal, parameters are carried over from one signed JWT to the next.

1.2. Background and Overview on URI Signing

A CSP and CDN are assumed to have a trust relationship that enables the CSP to authorize access to a content item, which is realized in practice by including a set of claims in a signed JWT in the URI before redirecting a UA to the CDN. Using these attributes, it is possible for a CDN to check an incoming content request to see whether it was authorized by the CSP (e.g., based on a time window or pattern matching the URI). To prevent the UA from altering the claims, the JWT MUST be signed.

Figure 1 presents an overview of the URI Signing mechanism in the case of a CSP with a single CDN. When the UA browses for content on CSP's website (1), it receives HTML web pages with embedded content URIs. Upon requesting these URIs, the CSP redirects to a CDN, creating a Target CDN URI (2) (alternatively, the Target CDN URI itself is embedded in the HTML). The Target CDN URI is the Signed URI, which may include the IP address of the UA and/or a time window. The Signed URI always contains a signed JWT generated by the CSP using a shared secret or private key. Once the UA receives the response with the Signed URI, it sends a new HTTP request using the Signed URI to the CDN (3). Upon receiving the request, the CDN authenticates the Signed URI by verifying the signed JWT. If applicable, the CDN checks whether the time window is still valid in the Signed URI and the pattern matches the URI of the request. After these claims are verified, the CDN delivers the content (4).

Note: While using a symmetric shared key is supported, it is NOT RECOMMENDED. See the Security Considerations (Section 7) about the limitations of shared keys.

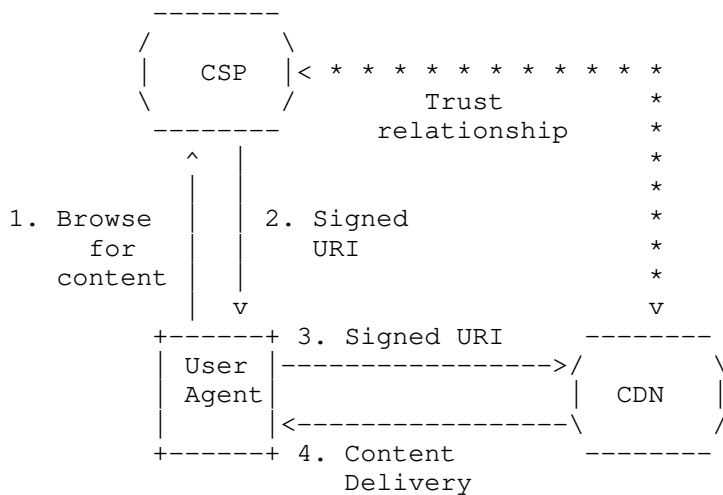


Figure 1: URI Signing in a CDN Environment

1.3. CDNI URI Signing Overview

In a CDNI environment, as shown in Figure 2 below, URI Signing operates the same way in the initial steps 1 and 2, but the later steps involve multiple CDNs delivering the content. The main difference from the single CDN case is a redirection step between the uCDN and the dCDN. In step 3, the UA may send an HTTP request or a DNS request, depending on whether HTTP-based or DNS-based request routing is used. The uCDN responds by directing the UA towards the dCDN using either a Redirection URI (i.e., a Signed URI generated by the uCDN) or a DNS reply, respectively (4). Once the UA receives the response, it sends the Redirection URI/Target CDN URI to the dCDN (5). The received URI is verified by the dCDN before delivering the content (6).

Note: The CDNI call flows are covered in URI Signing Message Flow (Section 5).

```

+-----+
|Request Redirection Modes|
+-----+

```

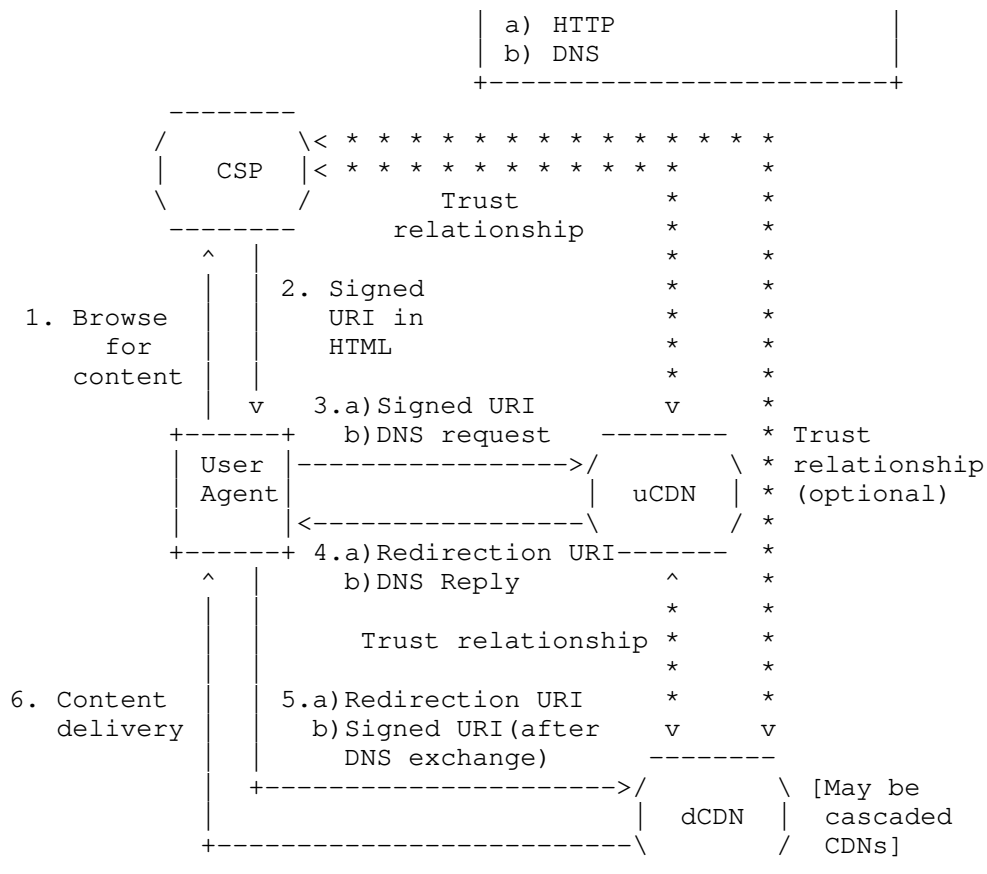


Figure 2: URI Signing in a CDNI Environment

The trust relationships between CSP, uCDN, and dCDN have direct implications for URI Signing. In the case shown in Figure 2, the CSP has a trust relationship with the uCDN. The delivery of the content may be delegated to a dCDN, which has a relationship with the uCDN but may have no relationship with the CSP.

In CDNI, there are two methods for request routing: DNS-based and HTTP-based. For DNS-based request routing, the Signed URI (i.e., the Target CDN URI) provided by the CSP reaches the CDN directly. In the case where the dCDN does not have a trust relationship with the CSP, this means that either an asymmetric public/private key method needs to be used for computing the signed JWT (because the CSP and dCDN are not able to exchange symmetric shared secret keys). Shared keys MUST NOT be redistributed.

For HTTP-based request routing, the Signed URI (i.e., the Target CDN URI) provided by the CSP reaches the uCDN. After this URI has been verified by the uCDN, the uCDN creates and signs a new Redirection URI, redirecting the UA to the dCDN. Since this new URI can have a new signed JWT, the relationship between the dCDN and CSP is not relevant. Because a relationship between uCDN and dCDN always exists, either asymmetric public/private keys or symmetric shared secret keys can be used for URI Signing with HTTP-based request routing. Note that the signed Redirection URI MUST maintain HTTPS as the scheme if it was present in the original, and it MAY be upgraded from "http:" to "https:".

Two types of keys can be used for URI Signing: asymmetric keys and symmetric shared keys. Asymmetric keys are based on a public/private key pair mechanism and always contain a private key known only to the entity signing the URI (either CSP or uCDN) and a public key for the verification of the Signed URI. With symmetric keys, the same key is used by both the signing entity for signing the URI and the verifying entity for verifying the Signed URI. Regardless of the type of keys used, the verifying entity has to obtain the key in a manner that allows trust to be placed in the assertions made using that key (either the public or the symmetric key). There are very different requirements (outside the scope of this document) for distributing

asymmetric keys and symmetric keys. Key distribution for symmetric keys requires confidentiality to prevent third parties from getting access to the key, since they could then generate valid Signed URIs for unauthorized requests. Key distribution for asymmetric keys does not require confidentiality since public keys can typically be distributed openly (because they cannot be used to sign URIs) and the corresponding private keys are kept secret by the URI signer.

Note: While using a symmetric shared key is supported, it is NOT RECOMMENDED. See the Security Considerations (Section 7) about the limitations of shared keys.

1.4. URI Signing in a Non-CDNI Context

While the URI Signing method defined in this document was primarily created for the purpose of allowing URI Signing in CDNI scenarios, i.e., between a uCDN and a dCDN, there is nothing in the defined URI Signing method that precludes it from being used in a non-CDNI context. As such, the described mechanism could be used in a single-CDN scenario such as shown in Figure 1 in Section 1.2 for example to allow a CSP that uses different CDNs to only have to implement a single URI Signing mechanism.

2. JWT Format and Processing Requirements

The concept behind URI Signing is based on embedding a signed JSON Web Token (JWT) [RFC7519] in an HTTP or HTTPS URI [RFC7230] (see Section 2.7 of [RFC7230]). The signed JWT contains a number of claims that can be verified to ensure the UA has legitimate access to the content.

This document specifies the following attribute for embedding a signed JWT in a Target CDN URI or Redirection URI:

URI Signing Package (URISigningPackage): The URI attribute that encapsulates all the URI Signing claims in a signed JWT encoded format. This attribute is exposed in the Signed URI as a path-style parameter or a form-style parameter.

The parameter name of the URI Signing Package Attribute is defined in the CDNI Metadata (Section 4.4). If the CDNI Metadata interface is not used, or does not include a parameter name for the URI Signing Package Attribute, the parameter name can be set by configuration (out of scope of this document).

The URI Signing Package will be found by parsing any path-style parameters and form-style parameters looking for a key name matching the URI Signing Package Attribute. Both parameter styles MUST be supported to allow flexibility of operation. The first matching parameter SHOULD be taken to provide the signed JWT, though providing more than one matching key is undefined behavior. Path-style parameters generated in the form indicated by Section 3.2.7 of [RFC6570] and Form-style parameters generated in the form indicated by Sections 3.2.8 and 3.2.9 of [RFC6570] MUST be supported.

The following is an example where the URI Signing Package Attribute name is "token" and the signed JWT is "SIGNEDJWT":

`http://example.com/media/path?come=data&token=SIGNEDJWT&other=data`

2.1. JWT Claims

This section identifies the set of claims that can be used to enforce the CSP distribution policy. New claims can be introduced in the future to extend the distribution policy capabilities.

In order to provide distribution policy flexibility, the exact subset of claims used in a given signed JWT is a runtime decision. Claim requirements are defined in the CDNI Metadata (Section 4.4). If the CDNI Metadata interface is not used, or does not include claim requirements, the claim requirements can be set by configuration (out

of scope of this document).

The following claims (where the "JSON Web Token Claims" registry claim name is specified in parentheses below) are used to enforce the distribution policies. All of the listed claims are mandatory to implement in a URI Signing implementation but are not necessarily mandatory to use in a given signed JWT. (The "optional" and "mandatory" identifiers in square brackets refer to whether or not a given claim MUST be present in a URI Signing JWT.)

Note: The time on the entities that generate and verify the Signed URI MUST be in sync. In the CDNI case, this means that CSP, uCDN, and dCDN servers need to be time synchronized. It is RECOMMENDED to use NTP [RFC5905] for time synchronization.

Note: See the Security Considerations (Section 7) on the limitations of using an expiration time and Client IP address for distribution policy enforcement.

2.1.1. Issuer (iss) Claim

Issuer (iss) [optional] - The semantics in Section 4.1.1 of [RFC7519] MUST be followed. If this claim is used, it MUST be used to identify the Issuer (signer) of the JWT. In particular, the recipient will have already received, in trusted configuration, a mapping of Issuer name to one or more keys used to sign JWTs and must verify that the JWT was signed by one of those keys. If this claim is used and the CDN verifying the signed JWT does not support Issuer verification, or if the Issuer in the signed JWT does not match the list of known acceptable Issuers, or if the Issuer claim does not match the key used to sign the JWT, the CDN MUST reject the request. If the received signed JWT contains an Issuer claim, then any JWT subsequently generated for CDNI redirection MUST also contain an Issuer claim, and the Issuer value MUST be updated to identify the redirecting CDN. If the received signed JWT does not contain an Issuer claim, an Issuer claim MAY be added to a signed JWT generated for CDNI redirection.

2.1.2. Subject (sub) Claim

Subject (sub) [optional] - The semantics in Section 4.1.2 of [RFC7519] MUST be followed. If this claim is used, it MUST be a JSON Web Encryption (JWE [RFC7516]) Object in compact serialization form, because it contains personally identifiable information. This claim contains information about the Subject (for example, a user or an agent) that MAY be used to verify the signed JWT. If the received signed JWT contains a Subject claim, then any JWT subsequently generated for CDNI redirection MUST also contain a Subject claim, and the Subject value MUST be the same as in the received signed JWT. A signed JWT generated for CDNI redirection MUST NOT add a Subject claim if no Subject claim existed in the received signed JWT.

2.1.3. Audience (aud) Claim

Audience (aud) [optional] - The semantics in Section 4.1.3 of [RFC7519] MUST be followed. This claim is used to ensure that the CDN verifying the JWT is an intended recipient of the request. The claim MUST contain an identity belonging to the chain of entities involved in processing the request (e.g., identifying the CSP or any CDN in the chain) that the recipient is configured to use for the processing of this request. A CDN MAY modify the claim as long it can generate a valid signature.

2.1.4. Expiry Time (exp) Claim

Expiry Time (exp) [optional] - The semantics in Section 4.1.4 of [RFC7519] MUST be followed, though URI Signing implementations MUST NOT allow for any time-synchronization "leeway". If this claim is used and the CDN verifying the signed JWT does not support Expiry Time verification, or if the Expiry Time in the signed JWT corresponds to a time equal to or earlier than the time of the

content request, the CDN MUST reject the request. If the received signed JWT contains an Expiry Time claim, then any JWT subsequently generated for CDNI redirection MUST also contain an Expiry Time claim, and the Expiry Time value MUST be the same as in the received signed JWT. A signed JWT generated for CDNI redirection MUST NOT add an Expiry Time claim if no Expiry Time claim existed in the received signed JWT.

2.1.5. Not Before (nbf) Claim

Not Before (nbf) [optional] - The semantics in Section 4.1.5 of [RFC7519] MUST be followed, though URI Signing implementations MUST NOT allow for any time-synchronization "leeway". If this claim is used and the CDN verifying the signed JWT does not support Not Before time verification, or if the Not Before time in the signed JWT corresponds to a time later than the time of the content request, the CDN MUST reject the request. If the received signed JWT contains a Not Before time claim, then any JWT subsequently generated for CDNI redirection MUST also contain a Not Before time claim, and the Not Before time value MUST be the same as in the received signed JWT. A signed JWT generated for CDNI redirection MUST NOT add a Not Before time claim if no Not Before time claim existed in the received signed JWT.

2.1.6. Issued At (iat) Claim

Issued At (iat) [optional] - The semantics in Section 4.1.6 of [RFC7519] MUST be followed. If the received signed JWT contains an Issued At claim, then any JWT subsequently generated for CDNI redirection MUST also contain an Issued At claim, and the Issued At value MUST be updated to identify the time the new JWT was generated. If the received signed JWT does not contain an Issued At claim, an Issued At claim MAY be added to a signed JWT generated for CDNI redirection.

2.1.7. JWT ID (jti) Claim

JWT ID (jti) [optional] - The semantics in Section 4.1.7 of [RFC7519] MUST be followed. A JWT ID can be used to prevent replay attacks if the CDN stores a list of all previously used values and verifies that the value in the current JWT has never been used before. If the signed JWT contains a JWT ID claim and the CDN verifying the signed JWT either does not support JWT ID storage or has previously seen the value used in a request for the same content, then the CDN MUST reject the request. If the received signed JWT contains a JWT ID claim, then any JWT subsequently generated for CDNI redirection MUST also contain a JWT ID claim, and the value MUST be the same as in the received signed JWT. If the received signed JWT does not contain a JWT ID claim, a JWT ID claim MUST NOT be added to a signed JWT generated for CDNI redirection. Sizing of the JWT ID is application dependent given the desired security constraints.

2.1.8. CDNI Claim Set Version (cdniv) Claim

CDNI Claim Set Version (cdniv) [optional] - The CDNI Claim Set Version (cdniv) claim provides a means within a signed JWT to tie the claim set to a specific version of this specification. The cdniv claim is intended to allow changes in and facilitate upgrades across specifications. The type is a JSON integer and the value MUST be set to "1" for this version of the specification. In the absence of this claim, the value is assumed to be "1". For future versions, this claim will be mandatory. Implementations MUST reject signed JWTs with unsupported CDNI Claim Set versions.

2.1.9. CDNI Critical Claims Set (cdnicrit) Claim

CDNI Critical Claims Set (cdnicrit) [optional] - The CDNI Critical Claims Set (cdnicrit) claim indicates that extensions to this specification are being used that MUST be understood and processed. Its value is a comma-separated listing of claims in the Signed JWT that use those extensions. If any of the listed extension claims are

not understood and supported by the recipient, then the Signed JWT MUST be rejected. Producers MUST NOT include claim names defined by this specification, duplicate names, or names that do not occur as claim names within the Signed JWT in the cdnicrit list. Producers MUST NOT use the empty list "" as the cdnicrit value. Recipients MAY consider the Signed JWT to be invalid if the cdnicrit list contains any claim names defined by this specification or if any other constraints on its use are violated. This claim MUST be understood and processed by all implementations.

2.1.10. Client IP Address (cdniip) Claim

Client IP Address (cdniip) [optional] - The Client IP Address (cdniip) claim holds an IP address or IP prefix for which the Signed URI is valid. This is represented in CIDR notation with dotted decimal format for IPv4 addresses [RFC0791] or canonical text representation for IPv6 addresses [RFC5952]. The request MUST be rejected if sourced from a client outside the specified IP range. Since the Client IP is considered personally identifiable information, this field MUST be a JSON Web Encryption (JWE [RFC7516]) Object in compact serialization form. If the CDN verifying the signed JWT does not support Client IP verification, or if the Client IP in the signed JWT does not match the source IP address in the content request, the CDN MUST reject the request. The type of this claim is a JSON string that contains the JWE. If the received signed JWT contains a Client IP claim, then any JWT subsequently generated for CDNI redirection MUST also contain a Client IP claim, and the Client IP value MUST be the same as in the received signed JWT. A signed JWT generated for CDNI redirection MUST NOT add a Client IP claim if no Client IP claim existed in the received signed JWT.

It should be noted that use of this claim can cause issues, for example, in situations with dual-stack IPv4 and IPv6 networks, MPTCP, QUIC, and mobile clients switching from Wi-Fi to Cellular networks where the client's source address can change, even between address families. This claim exists mainly for legacy feature parity reasons; therefore, use of this claim should be done judiciously. An example of a reasonable use case would be making a signed JWT for an internal preview of an asset where the end consumer understands that they must be originated from the same IP for the entirety of the session. Using this claim at large is NOT RECOMMENDED.

2.1.11. CDNI URI Container (cdniuc) Claim

URI Container (cdniuc) [mandatory] - The URI Container (cdniuc) holds the URI representation before a URI Signing Package is added. This representation can take one of several forms detailed in Section 2.1.15. If the URI Container used in the signed JWT does not match the URI of the content request, the CDN verifying the signed JWT MUST reject the request. When comparing the URI, the percent encoded form as defined in Section 2.1 of [RFC3986] MUST be used. When redirecting a URI, the CDN generating the new signed JWT MAY change the URI Container to comport with the URI being used in the redirection.

2.1.12. CDNI Expiration Time Setting (cdniets) Claim

CDNI Expiration Time Setting (cdniets) [optional] - The CDNI Expiration Time Setting (cdniets) claim provides a means for setting the value of the Expiry Time (exp) claim when generating a subsequent signed JWT in Signed Token Renewal. Its type is a JSON numeric value. It denotes the number of seconds to be added to the time at which the JWT is verified that gives the value of the Expiry Time (exp) claim of the next signed JWT. The CDNI Expiration Time Setting (cdniets) SHOULD NOT be used when not using Signed Token Renewal and MUST be present when using Signed Token Renewal.

2.1.13. CDNI Signed Token Transport (cdnistt) Claim

CDNI Signed Token Transport (cdnistt) [optional] - The CDNI Signed Token Transport (cdnistt) claim provides a means of signaling the

method through which a new signed JWT is transported from the CDN to the UA and vice versa for the purpose of Signed Token Renewal. Its type is a JSON integer. Values for this claim are defined in Section 6.5. If using this claim, you MUST also specify a CDNI Expiration Time Setting (cdniets) as noted above.

2.1.14. CDNI Signed Token Depth (cdnistd) Claim

CDNI Signed Token Depth (cdnistd) [optional] - The CDNI Signed Token Depth (cdnistd) claim is used to associate a subsequent signed JWT, generated as the result of a CDNI Signed Token Transport claim, with a specific URI subset. Its type is a JSON integer. Signed JWTs MUST NOT use a negative value for the CDNI Signed Token Depth claim.

If the transport used for Signed Token Transport allows the CDN to associate the path component of a URI with tokens (e.g., an HTTP Cookie Path as described in Section 4.1.2.4 of [RFC6265]), the CDNI Signed Token Depth value is the number of path segments that should be considered significant for this association. A CDNI Signed Token Depth of zero means that the client SHOULD be directed to return the token with requests for any path. If the CDNI Signed Token Depth is greater than zero, then the CDN SHOULD send the client a token to return for future requests wherein the first CDNI Signed Token Depth segments of the path match the first CDNI Signed Token Depth segments of the Signed URI path. This matching MUST use the URI with the token removed, as specified in Section 2.1.15.

If the URI path to match contains fewer segments than the CDNI Signed Token Depth claim, a signed JWT MUST NOT be generated for the purposes of Signed Token Renewal. If the CDNI Signed Token Depth claim is omitted, it means the same thing as if its value were zero. If the received signed JWT contains a CDNI Signed Token Depth claim, then any JWT subsequently generated for CDNI redirection or Signed Token Transport MUST also contain a CDNI Signed Token Depth claim, and the value MUST be the same as in the received signed JWT.

2.1.15. URI Container Forms

The URI Container (cdniuc) claim takes one of the following forms: 'hash:' or 'regex:'. More forms may be added in the future to extend the capabilities.

Before comparing a URI with contents of this container, the following steps MUST be performed:

- * Prior to verification, remove the signed JWT from the URI. This removal is only for the purpose of determining if the URI matches; all other purposes will use the original URI. If the signed JWT is terminated by anything other than a sub-delimiter (as defined in Section 2.2 of [RFC3986]), everything from the reserved character (as defined in Section 2.2 of [RFC3986]) that precedes the URI Signing Package Attribute to the last character of the signed JWT will be removed, inclusive. Otherwise, everything from the first character of the URI Signing Package Attribute to the sub-delimiter that terminates the signed JWT will be removed, inclusive.
- * Normalize the URI according to Section 2.7.3 of [RFC7230] and Sections 6.2.2 and 6.2.3 of [RFC3986]. This applies to both generation and verification of the signed JWT.

2.1.15.1. URI Hash Container (hash:)

Prefixed with 'hash:', this string is a URL Segment form (Section 5 of [RFC6920]) of the URI.

2.1.15.2. URI Regular Expression Container (regex:)

Prefixed with 'regex:', this string is any regular expression compatible with POSIX (Section 9 of [POSIX.1]) Extended Regular Expression used to match against the requested URI. These regular

expressions MUST be evaluated in the POSIX locale (Section 7.2 of [POSIX.1]).

Note: Because `'\'` has special meaning in JSON [RFC8259] as the escape character within JSON strings, the regular expression character `'\'` MUST be escaped as `'\\'`.

An example of a `'regex:'` is the following:

```
[^:]*\\:\\/[^[^/]*/*dir/content/quality_[^[^/]*/*segment.{3}\\\.mp4(\\?.*)?
```

Note: Due to computational complexity of executing arbitrary regular expressions, it is RECOMMENDED to only execute after verifying the JWT to ensure its authenticity.

2.2. JWT Header

The header of the JWT MAY be passed via the CDNI Metadata interface instead of being included in the URISigningPackage. The header value MUST be transmitted in the serialized encoded form and prepended to the JWT payload and signature passed in the URISigningPackage prior to verification. This reduces the size of the signed JWT token.

3. URI Signing Token Renewal

3.1. Overview

For content that is delivered via HTTP in a segmented fashion, such as MPEG-DASH [MPEG-DASH] or HTTP Live Streaming (HLS) [RFC8216], special provisions need to be made in order to ensure URI Signing can be applied. In general, segmented protocols work by breaking large objects (e.g., videos) into a sequence of small independent segments. Such segments are then referenced by a separate manifest file, which either includes a list of URLs to the segments or specifies an algorithm through which a User Agent can construct the URLs to the segments. Requests for segments therefore originate from the manifest file and, unless the URLs in the manifest file point to the CSP, are not subjected to redirection and URI Signing. This opens up a vulnerability to malicious User Agents sharing the manifest file and deep linking to the segments.

One method for dealing with this vulnerability would be to include, in the manifest itself, Signed URIs that point to the individual segments. There exist a number of issues with that approach. First, it requires the CDN delivering the manifest to rewrite the manifest file for each User Agent, which would require the CDN to be aware of the exact segmentation protocol used. Secondly, it could also require the expiration time of the Signed URIs to be valid for an extended duration if the content described by the manifest is meant to be consumed in real time. For instance, if the manifest file were to contain a segmented video stream of more than 30 minutes in length, Signed URIs would require to be valid for at least 30 minutes, thereby reducing their effectiveness and that of the URI Signing mechanism in general. For a more detailed analysis of how segmented protocols such as HTTP Adaptive Streaming protocols affect CDNI, see Models for HTTP-Adaptive-Streaming-Aware Content Distribution Network Interconnection (CDNI) [RFC6983].

The method described in this section allows CDNs to use URI Signing for segmented content without having to include the Signed URIs in the manifest files themselves.

3.2. Signed Token Renewal Mechanism

In order to allow for effective access control of segmented content, the URI Signing mechanism defined in this section is based on a method through which subsequent segment requests can be linked together. As part of the JWT verification procedure, the CDN can generate a new signed JWT that the UA can use to do a subsequent request. More specifically, whenever a UA successfully retrieves a segment, it receives, in the HTTP 2xx Successful message, a signed

JWT that it can use whenever it requests the next segment. As long as each successive signed JWT is correctly verified before a new one is generated, the model is not broken, and the User Agent can successfully retrieve additional segments. Given the fact that with segmented protocols it is usually not possible to determine a priori which segment will be requested next (i.e., to allow for seeking within the content and for switching to a different representation), the Signed Token Renewal uses the URI Regular Expression Container scoping mechanisms in the URI Container (cdniuc) claim to allow a signed JWT to be valid for more than one URL.

In order for this renewal of signed JWTs to work, it is necessary for a UA to extract the signed JWT from the HTTP 2xx Successful message of an earlier request and use it to retrieve the next segment. The exact mechanism by which the client does this is outside the scope of this document. However, in order to also support legacy UAs that do not include any specific provisions for the handling of signed JWTs, Section 3.3 defines a mechanism using HTTP Cookies [RFC6265] that allows such UAs to support the concept of renewing signed JWTs without requiring any additional UA support.

3.2.1. Required Claims

The cdnistt claim (Section 2.1.13) and cdniets claim (Section 2.1.12) MUST both be present for Signed Token Renewal. cdnistt MAY be set to a value of '0' to mean no Signed Token Renewal, but there still MUST be a corresponding cdniets that verifies as a JSON number. However, if use of Signed Token Renewal is not desired, it is RECOMMENDED to simply omit both.

3.3. Communicating a Signed JWT in Signed Token Renewal

This section assumes the value of the CDNI Signed Token Transport (cdnistt) claim has been set to 1.

When using the Signed Token Renewal mechanism, the signed JWT is transported to the UA via a 'URISigningPackage' cookie added to the HTTP 2xx Successful message along with the content being returned to the UA, or to the HTTP 3xx Redirection message in case the UA is redirected to a different server.

3.3.1. Support for Cross-Domain Redirection

For security purposes, the use of cross-domain cookies is not supported in some application environments. As a result, the Cookie-based method for transport of the Signed Token described in Section 3.3 might break if used in combination with an HTTP 3xx Redirection response where the target URL is in a different domain. In such scenarios, Signed Token Renewal of a signed JWT SHOULD be communicated via the query string instead, in a similar fashion to how regular signed JWTs (outside of Signed Token Renewal) are communicated. Note the value of the CDNI Signed Token Transport (cdnistt) claim MUST be set to 2.

Note that the process described herein only works in cases where both the manifest file and segments constituting the segmented content are delivered from the same domain. In other words, any redirection between different domains needs to be carried out while retrieving the manifest file.

4. Relationship with CDNI Interfaces

Some of the CDNI Interfaces need enhancements to support URI Signing. A dCDN that supports URI Signing needs to be able to advertise this capability to the uCDN. The uCDN needs to select a dCDN based on such capability when the CSP requires access control to enforce its distribution policy via URI Signing. Also, the uCDN needs to be able to distribute via the CDNI Metadata interface the information necessary to allow the dCDN to verify a Signed URI. Events that pertain to URI Signing (e.g., request denial or delivery after an access authorization decision has been made) need to be included in

the logs communicated through the CDNI Logging interface.

4.1. CDNI Control Interface

URI Signing has no impact on this interface.

4.2. CDNI Footprint & Capabilities Advertisement Interface

The CDNI Request Routing: Footprint and Capabilities Semantics document [RFC8008] defines support for advertising CDNI Metadata capabilities via CDNI Payload Type. The CDNI Payload Type registered in Section 6.1 can be used for capability advertisement.

4.3. CDNI Request Routing Redirection Interface

The CDNI Request Routing Redirection Interface [RFC7975] describes the recursive request redirection method. For URI Signing, the uCDN signs the URI provided by the dCDN. URI Signing therefore has no impact on this interface.

4.4. CDNI Metadata Interface

The CDNI Metadata Interface [RFC8006] describes the CDNI Metadata distribution needed to enable content acquisition and delivery. For URI Signing, a new CDNI Metadata object is specified.

The UriSigning Metadata object contains information to enable URI Signing and verification by a dCDN. The UriSigning properties are defined below.

Property: enforce

Description: URI Signing enforcement flag. Specifically, this flag indicates if the access to content is subject to URI Signing. URI Signing requires the dCDN to ensure that the URI is signed and verified before delivering content. Otherwise, the dCDN does not perform verification, regardless of whether or not the URI is signed.

Type: Boolean

Mandatory-to-Specify: No. The default is true.

Property: issuers

Description: A list of valid Issuers against which the Issuer claim in the signed JWT may be cross-referenced.

Type: Array of Strings

Mandatory-to-Specify: No. The default is an empty list. An empty list means that any Issuer in the trusted key store of Issuers is acceptable.

Property: package-attribute

Description: The attribute name to use for the URI Signing Package.

Type: String

Mandatory-to-Specify: No. The default is "URISigningPackage".

Property: jwt-header

Description: The header part of JWT that is used for verifying a signed JWT when the JWT token in the URI Signing Package does not contain a header part.

Type: String

Mandatory-to-Specify: No. By default, the header is assumed to be included in the JWT token.

The following is an example of a URI Signing metadata payload with all default values:

```
{
  "generic-metadata-type": "MI.UriSigning"
  "generic-metadata-value": {}
}
```

The following is an example of a URI Signing metadata payload with explicit values:

```
{
  "generic-metadata-type": "MI.UriSigning"
  "generic-metadata-value":
    {
      "enforce": true,
      "issuers": ["csp", "ucdn1", "ucdn2"],
      "package-attribute": "usp",
      "jwt-header":
        {
          "alg": "ES256",
          "kid": "P5UpOv0eMq1wcxLf7WxIg09JdSYGYFDOWkldueaImf0"
        }
    }
}
```

4.5. CDNI Logging Interface

For URI Signing, the dCDN reports that enforcement of the access control was applied to the request for content delivery. When the request is denied due to enforcement of URI Signing, the reason is logged.

The following CDNI Logging field for URI Signing SHOULD be supported in the HTTP Request Logging Record as specified in "Content Distribution Network Interconnection (CDNI) Logging Interface" [RFC7937] using the new "cdni_http_request_v2" record-type registered in Section 6.2.1.

* s-uri-signing (mandatory):

Format: 3DIGIT

Field value: this characterizes the URI Signing verification performed by the Surrogate on the request. The allowed values are registered in Section 6.4.

Occurrence: there MUST be zero or exactly one instance of this field.

* s-uri-signing-deney-reason (optional):

Format: QSTRING

Field value: a string for providing further information in case the signed JWT was rejected, e.g., for debugging purposes.

Occurrence: there MUST be zero or exactly one instance of this field.

5. URI Signing Message Flow

URI Signing supports both HTTP-based and DNS-based request routing. JSON Web Token (JWT) [RFC7519] defines a compact, URL-safe means of representing claims to be transferred between two parties. The claims in a Signed JWT are encoded as a JSON object that is used as the payload of a JSON Web Signature (JWS) structure enabling the claims to be digitally signed or integrity protected with a Message

Authentication Code (MAC).

5.1. HTTP Redirection

For HTTP-based request routing, a set of information that is unique to a given end user content request is included in a Signed JWT, using key information that is specific to a pair of adjacent CDNI hops (e.g., between the CSP and the uCDN or between the uCDN and a dCDN). This allows a CDNI hop to ascertain the authenticity of a given request received from a previous CDNI hop.

The URI Signing method (assuming HTTP redirection, iterative request routing, and a CDN path with two CDNs) includes the following steps:

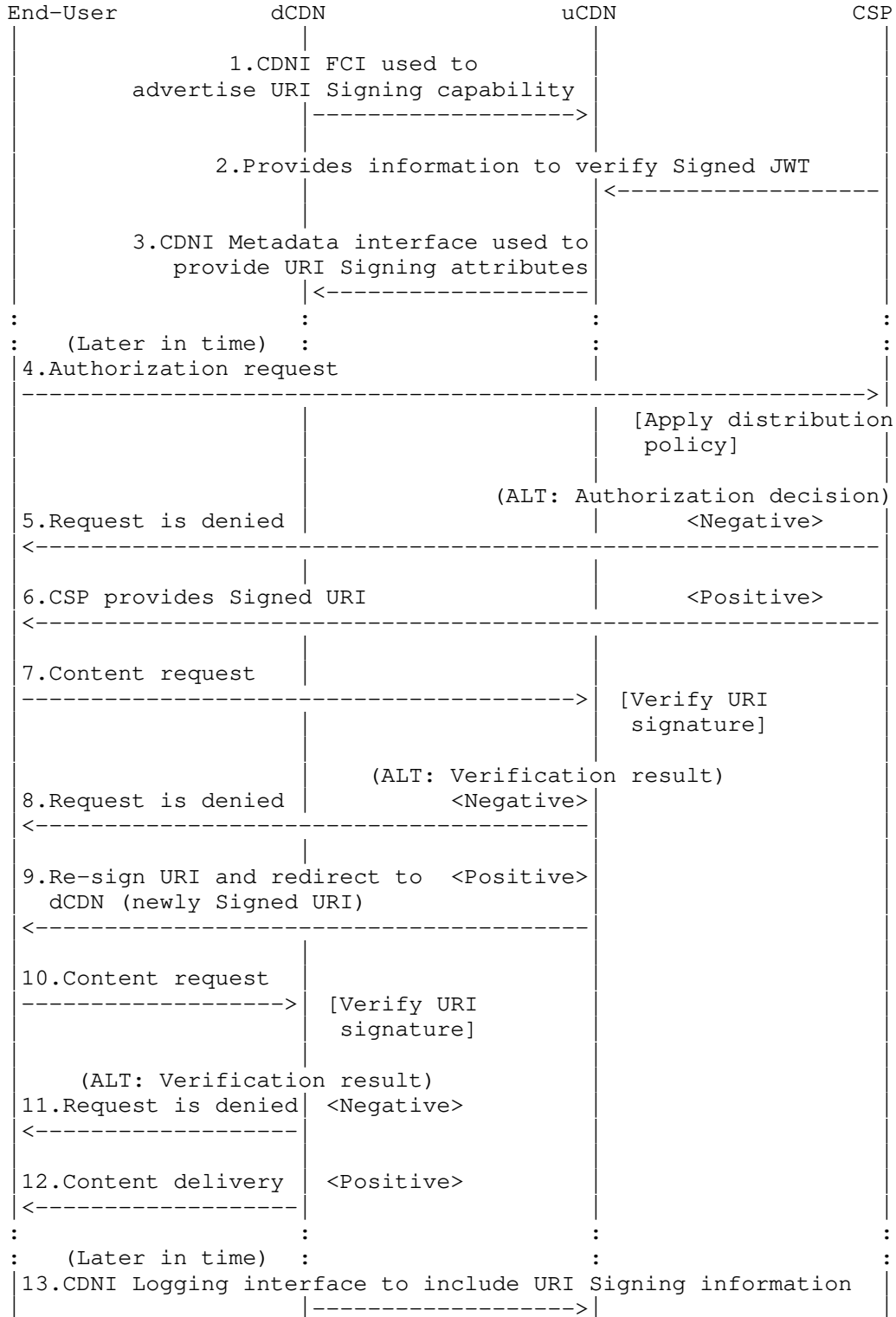


Figure 3: HTTP-Based Request Routing with URI Signing

1. Using the CDNI Footprint & Capabilities Advertisement interface, the dCDN advertises its capabilities including URI Signing

support to the uCDN.

2. CSP provides to the uCDN the information needed to verify Signed URIs from that CSP. For example, this information will include one or more keys used for validation.
3. Using the CDNI Metadata interface, the uCDN communicates to a dCDN the information needed to verify Signed URIs from the uCDN for the given CSP. For example, this information may include the URI query string parameter name for the URI Signing Package Attribute in addition to keys used for validation.
4. When a UA requests a piece of protected content from the CSP, the CSP makes a specific authorization decision for this unique request based on its local distribution policy.
5. If the authorization decision is negative, the CSP rejects the request and sends an error code (e.g., 403 Forbidden) in the HTTP response.
6. If the authorization decision is positive, the CSP computes a Signed JWT that is based on unique parameters of that request and conveys it to the end user as the URI to use to request the content.
7. On receipt of the corresponding content request, the uCDN verifies the Signed JWT in the URI using the information provided by the CSP.
8. If the verification result is negative, the uCDN rejects the request and sends an error code 403 Forbidden in the HTTP response.
9. If the verification result is positive, the uCDN computes a Signed JWT that is based on unique parameters of that request and provides it to the end user as the URI to use to further request the content from the dCDN.
10. On receipt of the corresponding content request, the dCDN verifies the Signed JWT in the Signed URI using the information provided by the uCDN in the CDNI Metadata.
11. If the verification result is negative, the dCDN rejects the request and sends an error code 403 Forbidden in the HTTP response.
12. If the verification result is positive, the dCDN serves the request and delivers the content.
13. At a later time, the dCDN reports logging events that include URI Signing information.

With HTTP-based request routing, URI Signing matches well the general chain of trust model of CDNI both with symmetric and asymmetric keys because the key information only needs to be specific to a pair of adjacent CDNI hops.

Note: While using a symmetric shared key is supported, it is NOT RECOMMENDED. See the Security Considerations (Section 7) about the limitations of shared keys.

5.2. DNS Redirection

For DNS-based request routing, the CSP and uCDN must agree on a trust model appropriate to the security requirements of the CSP's particular content. Use of asymmetric public/private keys allows for unlimited distribution of the public key to dCDNs. However, if a shared secret key is required, then the distribution SHOULD be performed by the CSP directly.

Note: While using a symmetric shared key is supported, it is NOT

RECOMMENDED. See the Security Considerations (Section 7) about the limitations of shared keys.

The URI Signing method (assuming iterative DNS request routing and a CDN path with two CDNs) includes the following steps.

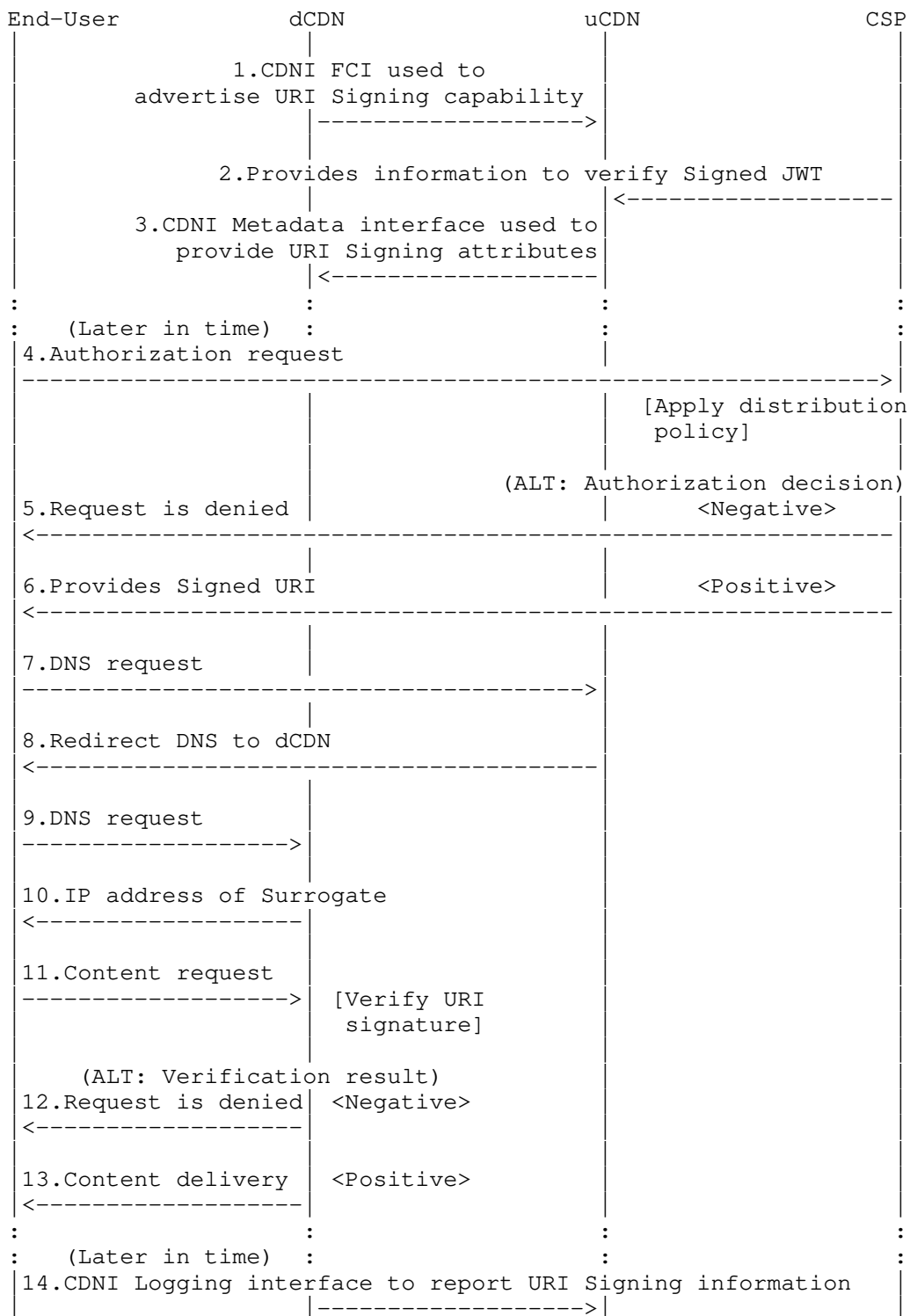


Figure 4: DNS-based Request Routing with URI Signing

- Using the CDNI Footprint & Capabilities Advertisement interface, the dCDN advertises its capabilities including URI Signing support to the uCDN.
- CSP provides to the uCDN the information needed to verify Signed JWTs from that CSP. For example, this information will include one or more keys used for validation.
- Using the CDNI Metadata interface, the uCDN communicates to a dCDN the information needed to verify Signed JWTs from the CSP (e.g., the URI query string parameter name for the URI Signing

Package Attribute). In the case of symmetric shared key, the uCDN MUST NOT share the key with a dCDN.

4. When a UA requests a piece of protected content from the CSP, the CSP makes a specific authorization decision for this unique request based on its local distribution policy.
5. If the authorization decision is negative, the CSP rejects the request and sends an error code (e.g., 403 Forbidden) in the HTTP response.
6. If the authorization decision is positive, the CSP computes a Signed JWT that is based on unique parameters of that request and includes it in the URI provided to the end user to request the content.
7. The end user sends a DNS request to the uCDN.
8. On receipt of the DNS request, the uCDN redirects the request to the dCDN.
9. The end user sends a DNS request to the dCDN.
10. On receipt of the DNS request, the dCDN responds with IP address of one of its Surrogates.
11. On receipt of the corresponding content request, the dCDN verifies the Signed JWT in the URI using the information provided by the uCDN in the CDNI Metadata.
12. If the verification result is negative, the dCDN rejects the request and sends an error code 403 Forbidden in the HTTP response.
13. If the verification result is positive, the dCDN serves the request and delivers the content.
14. At a later time, dCDN reports logging events that includes URI Signing information.

With DNS-based request routing, URI Signing matches well the general chain of trust model of CDNI when used with asymmetric keys because the only key information that needs to be distributed across multiple, possibly untrusted, CDNI hops is the public key, which is generally not confidential.

With DNS-based request routing, URI Signing does not match well with the general chain of trust model of CDNI when used with symmetric keys because the symmetric key information needs to be distributed across multiple CDNI hops to CDNs with which the CSP may not have a trust relationship. This raises a security concern for applicability of URI Signing with symmetric keys in case of DNS-based inter-CDN request routing. Due to these flaws, this architecture MUST NOT be implemented.

Note: While using a symmetric shared key is supported, it is NOT RECOMMENDED. See the Security Considerations (Section 7) about the limitations of shared keys.

6. IANA Considerations

6.1. CDNI Payload Type

IANA has registered the following CDNI Payload Type under the IANA "CDNI Payload Types" registry:

Payload Type	Specification
MI.UriSigning	RFC 9246

Table 1

6.1.1. CDNI UriSigning Payload Type

Purpose: The purpose of this payload type is to distinguish UriSigning Metadata interface (MI) objects (and any associated capability advertisement).

Interface: MI/FCI

Encoding: see Section 4.4

6.2. CDNI Logging Record Type

IANA has registered the following CDNI Logging record-type under the IANA "CDNI Logging record-types" registry:

record-types	Reference	Description
cdni_http_request_v2	RFC 9246	Extension to CDNI Logging Record version 1 for content delivery using HTTP, to include URI Signing Logging fields

Table 2

6.2.1. CDNI Logging Record Version 2 for HTTP

The "cdni_http_request_v2" record-type supports all of the fields supported by the "cdni_http_request_v1" record-type [RFC7937] plus the two additional fields "s-uri-signing" and "s-uri-signing-deny-reason", registered by this document in Section 6.3. The name, format, field value, and occurrence information for the two new fields can be found in Section 4.5 of this document.

6.3. CDNI Logging Field Names

IANA has registered the following CDNI Logging fields under the IANA "CDNI Logging Field Names" registry:

Field Name	Reference
s-uri-signing	RFC 9246
s-uri-signing-deny-reason	RFC 9246

Table 3

6.4. CDNI URI Signing Verification Code

IANA has created a new "CDNI URI Signing Verification Code" subregistry in the "Content Delivery Networks Interconnection (CDNI) Parameters" registry. The "CDNI URI Signing Verification Code" namespace defines the valid values associated with the s-uri-signing CDNI Logging field. The CDNI URI Signing Verification Code is a 3DIGIT value as defined in Section 4.5. Additions to the CDNI URI Signing Verification Code namespace will conform to the "Specification Required" policy as defined in [RFC8126]. Updates to this subregistry are expected to be infrequent.

Value	Reference	Description
000	RFC 9246	No signed JWT verification performed

200	RFC 9246	Signed JWT verification performed and verified
400	RFC 9246	Signed JWT verification performed and rejected because of incorrect signature
401	RFC 9246	Signed JWT verification performed and rejected because of Issuer enforcement
402	RFC 9246	Signed JWT verification performed and rejected because of Subject enforcement
403	RFC 9246	Signed JWT verification performed and rejected because of Audience enforcement
404	RFC 9246	Signed JWT verification performed and rejected because of Expiration Time enforcement
405	RFC 9246	Signed JWT verification performed and rejected because of Not Before enforcement
406	RFC 9246	Signed JWT verification performed and rejected because only one of CDNI Signed Token Transport or CDNI Expiration Time Setting present
407	RFC 9246	Signed JWT verification performed and rejected because of JWT ID enforcement
408	RFC 9246	Signed JWT verification performed and rejected because of Version enforcement
409	RFC 9246	Signed JWT verification performed and rejected because of Critical Extension enforcement
410	RFC 9246	Signed JWT verification performed and rejected because of Client IP enforcement
411	RFC 9246	Signed JWT verification performed and rejected because of URI Container enforcement
500	RFC 9246	Unable to perform signed JWT verification because of malformed URI

Table 4

6.5. CDNI URI Signing Signed Token Transport

IANA has created a new "CDNI URI Signing Signed Token Transport" subregistry in the "Content Delivery Networks Interconnection (CDNI) Parameters" registry. The "CDNI URI Signing Signed Token Transport" namespace defines the valid values that may be in the Signed Token Transport (cdnistt) JWT claim. Additions to the Signed Token Transport namespace conform to the "Specification Required" policy as defined in [RFC8126]. Updates to this subregistry are expected to be infrequent.

The following table defines the initial Enforcement Information Elements:

Value	Description	RFC
0	Designates token transport is not enabled	RFC 9246
1	Designates token transport via cookie	RFC 9246
2	Designates token transport via query string	RFC 9246

Table 5

6.6. JSON Web Token Claims Registration

This specification registers the following claims in the IANA "JSON Web Token Claims" registry [IANA.JWT.Claims] established by [RFC7519].

6.6.1. Registry Contents

Claim Name: cdniv
Claim Description: CDNI Claim Set Version
Change Controller: IESG
Specification Document(s): Section 2.1.8 of RFC 9246

Claim Name: cdnicrit
Claim Description: CDNI Critical Claims Set
Change Controller: IESG
Specification Document(s): Section 2.1.9 of RFC 9246

Claim Name: cdniip
Claim Description: CDNI IP Address
Change Controller: IESG
Specification Document(s): Section 2.1.10 of RFC 9246

Claim Name: cdniuc
Claim Description: CDNI URI Container
Change Controller: IESG
Specification Document(s): Section 2.1.11 of RFC 9246

Claim Name: cdniets
Claim Description: CDNI Expiration Time Setting for Signed Token Renewal
Change Controller: IESG
Specification Document(s): Section 2.1.12 of RFC 9246

Claim Name: cdnistt
Claim Description: CDNI Signed Token Transport Method for Signed Token Renewal
Change Controller: IESG
Specification Document(s): Section 2.1.13 of RFC 9246

Claim Name: cdnistd
Claim Description: CDNI Signed Token Depth
Change Controller: IESG
Specification Document(s): Section 2.1.14 of RFC 9246

6.7. Expert Review Guidance

Generally speaking, we should determine the registration has a rational justification and does not duplicate a previous registration. Early assignment should be permissible as long as there is a reasonable expectation that the specification will become formalized. Expert Reviewers should be empowered to make determinations, but generally speaking they should allow new claims that do not otherwise introduce conflicts with implementation or things that may lead to confusion. They should also follow the guidelines of Section 5 of [RFC8126] when sensible.

7. Security Considerations

This document describes the concept of URI Signing and how it can be used to provide access authorization in the case of CDNI. The primary goal of URI Signing is to make sure that only authorized UAs are able to access the content, with a CSP being able to authorize every individual request. It should be noted that URI Signing is not a content protection scheme; if a CSP wants to protect the content itself, other mechanisms, such as DRM, are more appropriate.

CDNI URI Signing Signed Tokens leverage JSON Web Tokens and thus, guidelines in [RFC8725] are applicable for all JWT interactions.

In general, it holds that the level of protection against illegitimate access can be increased by including more claims in the signed JWT. The current version of this document includes claims for enforcing Issuer, Client IP Address, Not Before time, and Expiration Time; however, this list can be extended with other more complex attributes that are able to provide some form of protection against some of the vulnerabilities highlighted below.

That said, there are a number of aspects that limit the level of security offered by URI Signing and that anybody implementing URI Signing should be aware of.

Replay attacks: A (valid) Signed URI may be used to perform replay attacks. The vulnerability to replay attacks can be reduced by picking a relatively short window between the Not Before time and Expiration Time attributes, although this is limited by the fact that any HTTP-based request needs a window of at least a couple of seconds to prevent sudden network issues from denying legitimate UAs access to the content. One may also reduce exposure to replay attacks by including a unique one-time access ID via the JWT ID attribute (jti claim). Whenever the dCDN receives a request with a given unique ID, it adds that ID to the list of 'used' IDs. In the case an illegitimate UA tries to use the same URI through a replay attack, the dCDN can deny the request based on the already used access ID. This list should be kept bounded. A reasonable approach would be to expire the entries based on the exp claim value. If no exp claim is present, then a simple Least Recently Used (LRU) cache could be used; however, this would allow values to eventually be reused.

Illegitimate clients behind a NAT: In cases where there are multiple users behind the same NAT, all users will have the same IP address from the point of view of the dCDN. This results in the dCDN not being able to distinguish between different users based on Client IP Address, which can lead to illegitimate users being able to access the content. One way to reduce exposure to this kind of attack is to not only check for Client IP but also for other attributes, e.g., attributes that can be found in HTTP headers. However, this may be easily circumvented by a sophisticated attacker.

A shared key distributed between CSP and uCDN is more likely to be compromised. Since this key can be used to legitimately sign a URL for content access authorization, it is important to know the implications of a compromised shared key. While using a shared key scheme can be convenient, this architecture is NOT RECOMMENDED due to the risks associated. It is included for legacy feature parity and is highly discouraged in new implementations.

If a shared key usable for signing is compromised, an attacker can use it to perform a denial-of-service attack by forcing the CDN to evaluate prohibitively expensive regular expressions embedded in a URI Container (cdniuc) claim. As a result, compromised keys should be timely revoked in order to prevent exploitation.

The URI Container (cdniuc) claim can be given a wildcard value. This, combined with the fact that it is the only mandatory claim,

means you can effectively make a skeleton key. Doing this does not sufficiently limit the scope of the JWT and is NOT RECOMMENDED. The only way to prevent such a key from being used after it is distributed is to revoke the signing key so it no longer validates.

8. Privacy

The privacy protection concerns described in "Content Distribution Network Interconnection (CDNI) Logging Interface" [RFC7937] apply when the client's IP address (cdniip) or Subject (sub) is embedded in the Signed URI. For this reason, the mechanism described in Section 2 encrypts the Client IP or Subject before including it in the URI Signing Package (and thus the URL itself).

9. References

9.1. Normative References

- [POSIX.1] The Open Group, "IEEE Standard for Information Technology -- Portable Operating System Interface (POSIX(TM)) Base Specifications, Issue 7", (Revision of IEEE Std 1003.1-2008), IEEE Std 1003.1-2017, January 2018, <<https://pubs.opengroup.org/onlinepubs/9699919799/>>.
- [RFC0791] Postel, J., "Internet Protocol", STD 5, RFC 791, DOI 10.17487/RFC0791, September 1981, <<https://www.rfc-editor.org/info/rfc791>>.
- [RFC2119] Bradner, S., "Key words for use in RFCs to Indicate Requirement Levels", BCP 14, RFC 2119, DOI 10.17487/RFC2119, March 1997, <<https://www.rfc-editor.org/info/rfc2119>>.
- [RFC3986] Berners-Lee, T., Fielding, R., and L. Masinter, "Uniform Resource Identifier (URI): Generic Syntax", STD 66, RFC 3986, DOI 10.17487/RFC3986, January 2005, <<https://www.rfc-editor.org/info/rfc3986>>.
- [RFC5905] Mills, D., Martin, J., Ed., Burbank, J., and W. Kasch, "Network Time Protocol Version 4: Protocol and Algorithms Specification", RFC 5905, DOI 10.17487/RFC5905, June 2010, <<https://www.rfc-editor.org/info/rfc5905>>.
- [RFC5952] Kawamura, S. and M. Kawashima, "A Recommendation for IPv6 Address Text Representation", RFC 5952, DOI 10.17487/RFC5952, August 2010, <<https://www.rfc-editor.org/info/rfc5952>>.
- [RFC6265] Barth, A., "HTTP State Management Mechanism", RFC 6265, DOI 10.17487/RFC6265, April 2011, <<https://www.rfc-editor.org/info/rfc6265>>.
- [RFC6570] Gregorio, J., Fielding, R., Hadley, M., Nottingham, M., and D. Orchard, "URI Template", RFC 6570, DOI 10.17487/RFC6570, March 2012, <<https://www.rfc-editor.org/info/rfc6570>>.
- [RFC6707] Niven-Jenkins, B., Le Faucheur, F., and N. Bitar, "Content Distribution Network Interconnection (CDNI) Problem Statement", RFC 6707, DOI 10.17487/RFC6707, September 2012, <<https://www.rfc-editor.org/info/rfc6707>>.
- [RFC6920] Farrell, S., Kutscher, D., Dannewitz, C., Ohlman, B., Keranen, A., and P. Hallam-Baker, "Naming Things with Hashes", RFC 6920, DOI 10.17487/RFC6920, April 2013, <<https://www.rfc-editor.org/info/rfc6920>>.
- [RFC7230] Fielding, R., Ed. and J. Reschke, Ed., "Hypertext Transfer Protocol (HTTP/1.1): Message Syntax and Routing", RFC 7230, DOI 10.17487/RFC7230, June 2014, <<https://www.rfc-editor.org/info/rfc7230>>.

- [RFC7516] Jones, M. and J. Hildebrand, "JSON Web Encryption (JWE)", RFC 7516, DOI 10.17487/RFC7516, May 2015, <<https://www.rfc-editor.org/info/rfc7516>>.
- [RFC7519] Jones, M., Bradley, J., and N. Sakimura, "JSON Web Token (JWT)", RFC 7519, DOI 10.17487/RFC7519, May 2015, <<https://www.rfc-editor.org/info/rfc7519>>.
- [RFC7937] Le Faucheur, F., Ed., Bertrand, G., Ed., Oprescu, I., Ed., and R. Peterkofsky, "Content Distribution Network Interconnection (CDNI) Logging Interface", RFC 7937, DOI 10.17487/RFC7937, August 2016, <<https://www.rfc-editor.org/info/rfc7937>>.
- [RFC8006] Niven-Jenkins, B., Murray, R., Caulfield, M., and K. Ma, "Content Delivery Network Interconnection (CDNI) Metadata", RFC 8006, DOI 10.17487/RFC8006, December 2016, <<https://www.rfc-editor.org/info/rfc8006>>.
- [RFC8126] Cotton, M., Leiba, B., and T. Narten, "Guidelines for Writing an IANA Considerations Section in RFCs", BCP 26, RFC 8126, DOI 10.17487/RFC8126, June 2017, <<https://www.rfc-editor.org/info/rfc8126>>.
- [RFC8174] Leiba, B., "Ambiguity of Uppercase vs Lowercase in RFC 2119 Key Words", BCP 14, RFC 8174, DOI 10.17487/RFC8174, May 2017, <<https://www.rfc-editor.org/info/rfc8174>>.
- [RFC8259] Bray, T., Ed., "The JavaScript Object Notation (JSON) Data Interchange Format", STD 90, RFC 8259, DOI 10.17487/RFC8259, December 2017, <<https://www.rfc-editor.org/info/rfc8259>>.

9.2. Informative References

- [IANA.JWT.Claims] IANA, "JSON Web Token (JWT)", <<https://www.iana.org/assignments/jwt>>.
- [MPEG-DASH] ISO, "Information technology -- Dynamic adaptive streaming over HTTP (DASH) -- Part 1: Media presentation description and segment formats", ISO/IEC 23009-1:2019, Edition 4, December 2019, <<https://www.iso.org/standard/79329.html>>.
- [RFC6983] van Brandenburg, R., van Deventer, O., Le Faucheur, F., and K. Leung, "Models for HTTP-Adaptive-Streaming-Aware Content Distribution Network Interconnection (CDNI)", RFC 6983, DOI 10.17487/RFC6983, July 2013, <<https://www.rfc-editor.org/info/rfc6983>>.
- [RFC7336] Peterson, L., Davie, B., and R. van Brandenburg, Ed., "Framework for Content Distribution Network Interconnection (CDNI)", RFC 7336, DOI 10.17487/RFC7336, August 2014, <<https://www.rfc-editor.org/info/rfc7336>>.
- [RFC7337] Leung, K., Ed. and Y. Lee, Ed., "Content Distribution Network Interconnection (CDNI) Requirements", RFC 7337, DOI 10.17487/RFC7337, August 2014, <<https://www.rfc-editor.org/info/rfc7337>>.
- [RFC7517] Jones, M., "JSON Web Key (JWK)", RFC 7517, DOI 10.17487/RFC7517, May 2015, <<https://www.rfc-editor.org/info/rfc7517>>.
- [RFC7975] Niven-Jenkins, B., Ed. and R. van Brandenburg, Ed., "Request Routing Redirection Interface for Content Delivery Network (CDN) Interconnection", RFC 7975, DOI 10.17487/RFC7975, October 2016, <<https://www.rfc-editor.org/info/rfc7975>>.

- [RFC8008] Seedorf, J., Peterson, J., Previdi, S., van Brandenburg, R., and K. Ma, "Content Delivery Network Interconnection (CDNI) Request Routing: Footprint and Capabilities Semantics", RFC 8008, DOI 10.17487/RFC8008, December 2016, <<https://www.rfc-editor.org/info/rfc8008>>.
- [RFC8216] Pantos, R., Ed. and W. May, "HTTP Live Streaming", RFC 8216, DOI 10.17487/RFC8216, August 2017, <<https://www.rfc-editor.org/info/rfc8216>>.
- [RFC8725] Sheffer, Y., Hardt, D., and M. Jones, "JSON Web Token Best Current Practices", BCP 225, RFC 8725, DOI 10.17487/RFC8725, February 2020, <<https://www.rfc-editor.org/info/rfc8725>>.

Appendix A. Signed URI Package Example

This section contains three examples of token usage: a simple example with only the required claim present, a complex example that demonstrates the full JWT claims set, including an encrypted Client IP Address (cdniip), and one that uses a Signed Token Renewal.

Note: All of the examples have empty space added to improve formatting and readability, but are not present in the generated content.

All examples use the following JWK Set [RFC7517]:

```
{ "keys": [
  {
    "kty": "EC",
    "kid": "P5UpOv0eMq1wcxLf7WxIg09JdSYGYFDOWkldueaImf0",
    "use": "sig",
    "alg": "ES256",
    "crv": "P-256",
    "x": "be807S4O7dzB6I4hTiCUvmxCI6FuxWbalxYB1LSSsZ8",
    "y": "rOGC4vI69g-WF9AGEVI37sNNwbjIzBxSjLvIL7f3RBA"
  },
  {
    "kty": "EC",
    "kid": "P5UpOv0eMq1wcxLf7WxIg09JdSYGYFDOWkldueaImf0",
    "use": "sig",
    "alg": "ES256",
    "crv": "P-256",
    "x": "be807S4O7dzB6I4hTiCUvmxCI6FuxWbalxYB1LSSsZ8",
    "y": "rOGC4vI69g-WF9AGEVI37sNNwbjIzBxSjLvIL7f3RBA",
    "d": "yaowezrCLTU6yIwUL5RQw67cHgvZeMtlVZXjUGb1A1M"
  },
  {
    "kty": "oct",
    "kid": "f-WbjxBC3dPuI3d24kP2hfvos7Qz688UTi6aB0hN998",
    "use": "enc",
    "alg": "A128GCM",
    "k": "4uFxxV7fhNmrtiah2d1fFg"
  }
]}
```

Note: They are the public signing key, the private signing key, and the shared secret encryption key, respectively. The public and private signing keys have the same fingerprint and only vary by the 'd' parameter that is missing from the public signing key.

A.1. Simple Example

This example is a simple common usage example containing a minimal subset of claims that the authors find most useful.

The JWT Claim Set before signing:

Note: "sha-256;2tderfWPa86Ku7YnzW51YUp7dGUjBS_3SW3ELx4hmWY" is the

URL Segment form (Section 5 of [RFC6920]) of
"http://cdni.example/foo/bar".

```
{
  "exp": 1646867369,
  "iss": "uCDN Inc",
  "cdniuc":
    "hash:sha-256;2tderfWPa86Ku7YnzW51YUp7dGUjBS_3SW3ELx4hmWY"
}
```

The signed JWT:

```
eyJhbGciOiJIJFuzI1NiIsImtpZCI6I1A1VXBpdjBlTXExd2N4TGy3V3hJZzA5SmRTWUdZkRkRPV2tsZHVlYUltZjAifQ.eyJleHAiOiJlNDY4NjczNjksImlzc3E4InVDRE4gS0UwY2RlY2R1aWVjIjoiaGFzaDpzaGEtMjU2OzJ0ZGVyZldQYTg2S3U3WW56VzUxWVZlbnN2RmVWpCU18zU1czRUx4NGhtV1kifQ.TaNlJM3D96i_9J9Xv1ICO6FUIDFTqt3E2YJkEUOLfcH0b89wYRKTbJ9Yj6h_GRgSoZoQ00cps3yUPcWGK3smCw
```

A.2. Complex Example

This example uses all fields except for those dealing with Signed Token Renewal, including Client IP Address (cdniip) and Subject (sub), which are encrypted. This significantly increases the size of the signed JWT token.

JWE for Client IP Address (cdniip) of [2001:db8::1/32]:

```
eyJlbnMiOiJBMTI4R0NNIiwiaWxnIjoizGlyIiwia2lkIjoizilXYmp4QkMzZFB1STNkMjRrUDJoZnZvczdRejY4OFVUaTZhQjBoTjk5OCJ9..aUDDFEQBic3nWjOb.bGXWTHPknTPCKn0pPPNEQ.iyTttnFybO2YBLqwl_YSjA
```

JWE for Subject (sub) of "UserToken":

```
eyJlbnMiOiJBMTI4R0NNIiwiaWxnIjoizGlyIiwia2lkIjoizilXYmp4QkMzZFB1STNkMjRrUDJoZnZvczdRejY4OFVUaTZhQjBoTjk5OCJ9..CLAU80xclc8Bp-Ui.6P1A3F6ip2Dv.CohdtLLpgBnTvRjQCFuz-g
```

The JWT Claim Set before signing:

```
{
  "aud": "dCDN LLC",
  "sub": "eyJlbnMiOiJBMTI4R0NNIiwiaWxnIjoizGlyIiwia2lkIjoizilXYmp4QkMzZFB1STNkMjRrUDJoZnZvczdRejY4OFVUaTZhQjBoTjk5OCJ9..CLAU80xclc8Bp-Ui.6P1A3F6ip2Dv.CohdtLLpgBnTvRjQCFuz-g",
  "cdniip": "eyJlbnMiOiJBMTI4R0NNIiwiaWxnIjoizGlyIiwia2lkIjoizilXYmp4QkMzZFB1STNkMjRrUDJoZnZvczdRejY4OFVUaTZhQjBoTjk5OCJ9..aUDDFEQBic3nWjOb.bGXWTHPknTPCKn0pPPNEQ.iyTttnFybO2YBLqwl_YSjA",
  "cdniv": 1,
  "exp": 1646867369,
  "iat": 1646694569,
  "iss": "uCDN Inc",
  "jti": "5DAafLhZafhsbe",
  "nbf": 1646780969,
  "cdniuc": "regex:http://cdni\\.example/foo/bar/[0-9]{3}\\\\.png"
}
```

The signed JWT:

```
eyJhbGciOiJIJFuzI1NiIsImtpZCI6I1A1VXBpdjBlTXExd2N4TGy3V3hJZzA5SmRTWUdZkRkRPV2tsZHVlYUltZjAifQ.eyJhdWQiOiJkQ0ROIEExMQyIsInN1YiI6ImV5SmxibU1pT2lkQk1USTRSME5OSWl3aVlXeG5Jam9pWkdseUlpd2lhMmxrSWpvaVppMVhZbXA0UWtNelplGQjFTVE5rTWpSc1VESm9ablP2Y3pkUmVqWTRPRlZVYVRaaFFqQm9Uams1T0NKOS4uQ0xBdTgweGNsYzhCc1VaS42UDFBM0Y2aXAyRHYuQ29oZHRMTHBnQm5UdlJKUUNGdXotZyIsImNkbmlpcCI6ImV5SmxibU1pT2lkQk1USTRSME5OSWl3aVlXeG5Jam9pWkdseUlpd2lhMmxrSWpvaVppMVhZbXA0UWtNelplGQjFTVE5rTWpSc1VESm9ablP2Y3pkUmVqWTRPRlZVYVRaaFFqQm9Uams1T0NKOS4uYVVEREZFUUJjYzNuV2pPYi5iRlhXVEhQa250bVBDS24wcFBQTKvRLml5VHR0bkZ5Yk8yWUJMcXdsX1lTakEiLCJjZG5pdiI6MSwiZXhwIjojNjQ2ODY3MzY5LkCjPjYXQiojE2NDY2OTQ1NjksImlzc3E4InVDRE4gS0UwY2RlY2R1aWVjIjoiaGFzaDpzaGEtMjU2OzJ0ZGVyZldQYTg2S3U3WW56VzUxWVZlbnN2RmVWpCU18zU1czRUx4NGhtV1kifQ.TaNlJM3D96i_9J9Xv1ICO6FUIDFTqt3E2YJkEUOLfcH0b89wYRKTbJ9Yj6h_GRgSoZoQ00cps3yUPcWGK3smCw
```


Authors' Addresses

Ray van Brandenburg
Tiledmedia
Anna van Buerenplein 1
2595DA Den Haag
Netherlands
Phone: +31 88 866 7000
Email: ray@tiledmedia.com

Kent Leung
Email: mail4kent1@gmail.com

Phil Sorber
Apple, Inc.
Suite 410
1800 Wazee Street
Denver, CO 80202
United States
Email: sorber@apple.com