

Internet Engineering Task Force (IETF)
Request for Comments: 8171
Category: Standards Track
ISSN: 2070-1721

D. Eastlake 3rd
L. Dunbar
Huawei
R. Perlman
EMC
Y. Li
Huawei
June 2017

Transparent Interconnection of Lots of Links (TRILL):
Edge Directory Assistance Mechanisms

Abstract

This document describes mechanisms for providing directory service to TRILL (Transparent Interconnection of Lots of Links) edge switches. The directory information provided can be used in reducing multi-destination traffic, particularly ARP / Neighbor Discovery (ND) and unknown unicast flooding. It can also be used to detect traffic with forged source addresses.

Status of This Memo

This is an Internet Standards Track document.

This document is a product of the Internet Engineering Task Force (IETF). It represents the consensus of the IETF community. It has received public review and has been approved for publication by the Internet Engineering Steering Group (IESG). Further information on Internet Standards is available in Section 2 of RFC 7841.

Information about the current status of this document, any errata, and how to provide feedback on it may be obtained at <http://www.rfc-editor.org/info/rfc8171>.

Copyright Notice

Copyright (c) 2017 IETF Trust and the persons identified as the document authors. All rights reserved.

This document is subject to BCP 78 and the IETF Trust's Legal Provisions Relating to IETF Documents (<http://trustee.ietf.org/license-info>) in effect on the date of publication of this document. Please review these documents carefully, as they describe your rights and restrictions with respect to this document. Code Components extracted from this document must include Simplified BSD License text as described in Section 4.e of the Trust Legal Provisions and are provided without warranty as described in the Simplified BSD License.

Table of Contents

1. Introduction	3
1.1. Uses of Directory Information	5
1.2. Terminology	6
2. Push Model Directory Assistance Mechanisms	7
2.1. Requesting Push Service	7
2.2. Push Directory Servers	8
2.3. Push Directory Server State Machine	9
2.3.1. Push Directory States	9
2.3.2. Push Directory Events and Conditions	11
2.3.3. State Transition Diagram and Table	13
2.4. End Stations and Push Directories	15
2.5. Additional Push Details	15
2.6. Providing Secondary Servers with Data from a Primary Server	16
2.7. Push Directory Configuration	17
3. Pull Model Directory Assistance Mechanisms	17
3.1. Pull Directory Message: Common Format	19
3.1.1. Version Negotiation	20
3.2. Pull Directory Query and Response Messages	21
3.2.1. Pull Directory Query Message Format	21
3.2.2. Pull Directory Responses	24
3.2.2.1. Pull Directory Response Message Format	24
3.2.2.2. Pull Directory Forwarding	27
3.3. Cache Consistency	28
3.3.1. Update Message Format	32
3.3.2. Acknowledge Message Format	33
3.4. Summary of Record Formats in Messages	34

3.5. End Stations and Pull Directories	34
3.5.1. Pull Directory Hosted on an End Station	35
3.5.2. Use of Pull Directory by End Stations	36
3.5.3. Native Pull Directory Messages	37
3.6. Pull Directory Message Errors	38
3.6.1. Error Codes	39
3.6.2. Sub-errors under Error Codes 1 and 3	39
3.6.3. Sub-errors under Error Codes 128 and 131	40
3.7. Additional Pull Details	40
3.8. The "No Data" Flag	40
3.9. Pull Directory Service Configuration	42
4. Directory Use Strategies and Push-Pull Hybrids	42
5. TRILL ES-IS	44
5.1. PDUs and System IDs	45
5.2. Adjacency, DRB Election, Port IDs, Hellos, and TLVs	46
5.3. Link State	47
6. Security Considerations	47
6.1. Directory Information Security	47
6.2. Directory Confidentiality and Privacy	47
6.3. Directory Message Security Considerations	48
7. IANA Considerations	48
7.1. ESADI-Parameter Data Extensions	48
7.2. RBridge Channel Protocol Numbers	49
7.3. The Pull Directory (PUL) and No Data (NOD) Bits	49
7.4. TRILL Pull Directory QTYPEs	50
7.5. Pull Directory Error Code Registries	50
7.6. TRILL-ES-IS MAC Address	51
8. References	51
8.1. Normative References	51
8.2. Informative References	54
Acknowledgments	55
Authors' Addresses	55

1. Introduction

[RFC7067] gives a problem statement and high-level design for using directory servers to assist TRILL [RFC6325] [RFC7780] edge nodes in reducing multi-destination ARP / Neighbor Discovery (ND) [ARPND], reducing unknown unicast flooding traffic, and improving security against address spoofing within a TRILL campus. Because multi-destination traffic becomes an increasing burden as a network scales up in number of nodes, reducing ARP/ND and unknown unicast flooding improves TRILL network scalability. This document describes specific mechanisms for TRILL directory servers.

The information held by the directory or directories is address mapping and reachability information -- most commonly, what MAC (Media Access Control) address [RFC7042] corresponds to an IP address within a Data Label (VLAN or FGL (Fine-Grained Label) [RFC7172]) and the egress TRILL switch (RBridge), and, optionally, what specific port on that TRILL switch, from which that MAC address is reachable. But it could be what IP address corresponds to a MAC address or possibly other address mapping or reachability information.

The mechanism used to initially populate directory data in primary servers is beyond the scope of this document. A primary server can use the Push Directory service to provide directory data to secondary servers, as described in Section 2.6. In the data-center environment, it is common for orchestration software to know and control where all the IP addresses, MAC addresses, and VLANs/tenants are in a data center. Thus, such orchestration software can be appropriate for providing the directory function or for supplying the directory or directories with directory information.

Efficient routing of unicast traffic in a TRILL campus assumes that the mapping of destination MAC addresses to edge RBridges is stable enough that the default data-plane learning of TRILL and/or the use of directories reduces to an acceptable level the need to flood packets where the location of the destination is unknown. Although not prohibited, "ephemeral" MAC addresses are unlikely to be used in such an environment. Directories need not be complete, and in the case that any ephemeral MAC addresses were in use, they would probably not be included in directory information.

Directory services can be offered in a Push Mode, Pull Mode, or both [RFC7067] at the discretion of the server. Push Mode, in which a directory server pushes information to TRILL switches indicating interest, is specified in Section 2. Pull Mode, in which a TRILL switch queries a server for the information it wants, is specified in Section 3. More detail on modes of operation, including hybrid Push/Pull, are provided in Section 4.

1.1. Uses of Directory Information

A TRILL switch can consult directory information whenever it wants by (1) searching through information that has been retained after being pushed to it or pulled by it or (2) requesting information from a Pull Directory. However, the following are expected to be the most common circumstances leading to the use of directory information. All of these are cases of ingressing (or originating) a native frame.

1. ARP requests and replies [RFC826] are normally broadcast. But a directory-assisted edge TRILL switch could intercept ARP messages and reply if the TRILL switch has the relevant information [ARPND].
2. IPv6 ND [RFC4861] requests and replies are normally multicast. Except in the case of Secure Neighbor Discovery (SEND) [RFC3971], where possession of the right keying material might be required, a directory-assisted edge TRILL switch could intercept ND messages and reply if the TRILL switch has the relevant information [ARPND].
3. Unknown destination MAC addresses normally cause a native frame to be flooded. An edge TRILL switch ingressing a native frame necessarily has to determine if it knows the egress RBridge from which the destination MAC address of the frame (in the frame's VLAN or FGL) is reachable. It might have learned that information from the directory or could query the directory if it does not know it. Furthermore, if the edge TRILL switch has complete directory information, it can detect a forged source MAC or IP address in any native frame and discard the frame if it finds such a forged address.
4. RARP [RFC903] (Reverse ARP) is similar to ARP (item 1 above).

1.2. Terminology

The key words "MUST", "MUST NOT", "REQUIRED", "SHALL", "SHALL NOT", "SHOULD", "SHOULD NOT", "RECOMMENDED", "NOT RECOMMENDED", "MAY", and "OPTIONAL" in this document are to be interpreted as described in BCP 14 [RFC2119] [RFC8174] when, and only when, they appear in all capitals, as shown here.

The terminology and abbreviations of [RFC6325] are used herein, along with the following:

AFN: Address Family Number

(<http://www.iana.org/assignments/address-family-numbers/>).

CSNP Time: Complete Sequence Number Protocol Data Unit (PDU) time.

See ESADI [RFC7357] and Section 7.1 below.

Data Label: VLAN or FGL.

ESADI: End Station Address Distribution Information [RFC7357].

FGL: Fine-Grained Label [RFC7172].

FR: Flood Record flag bit. See Section 3.2.1.

Host: A physical server or a virtual machine. A host must have a MAC address and usually has at least one IP address.

Interested Labels sub-TLV: Short for "Interested Labels and Spanning Tree Roots sub-TLV" [RFC7176].

Interested VLANs sub-TLV: Short for "Interested VLANs and Spanning Tree Roots sub-TLV" [RFC7176].

IP: Internet Protocol. In this document, IP includes both IPv4 and IPv6.

MAC address: Media Access Control address [RFC7042].

MacDA: Destination MAC address.

MacSA: Source MAC address.

OV: Overflow flag bit. See Section 3.2.2.1.

PDSS: Push Directory Server Status. See Sections 2 and 7.1.

Primary server: A directory server that obtains the information it is providing by a reliable mechanism designed to assure the freshness of that information. This mechanism is outside the scope of this document. (See "Secondary server" below.)

PUL: Pull Directory flag bit. See Sections 3 and 7.3.

RBridge: An alternative name for a TRILL switch.

Secondary server: A directory server that obtains the information it is providing from one or more primary servers.

TLV: Type, Length, Value.

TRILL: Transparent Interconnection of Lots of Links or Tunneled Routing in the Link Layer.

TRILL switch: A device that implements the TRILL protocol.

2. Push Model Directory Assistance Mechanisms

In the Push Model [RFC7067], one or more Push Directory servers reside at TRILL switches and "push down" the address mapping information for the various addresses associated with end-station interfaces and the TRILL switches from which those interfaces are reachable [RFC7961]. This service is scoped by Data Label (VLAN or FGL [RFC7172]). A Push Directory advertises when, for a Data Label, it is configured to be a directory having complete information and also has actually pushed all the information it has. It might be pushing only a subset of the mapping and/or reachability information for a Data Label. The Push Model uses the ESADI [RFC7357] protocol as its distribution mechanism.

With the Push Model, if complete address mapping information for a Data Label is being pushed, a TRILL switch (RBridge) that has that complete information and is ingressing a native frame can simply drop the frame if the destination unicast MAC address can't be found in the mapping information available, instead of flooding the frame (ingressing it as an unknown MAC destination TRILL Data frame). But this will result in lost traffic if the ingress TRILL switch's directory information is incomplete.

2.1. Requesting Push Service

In the Push Model, it is necessary to have a way for a TRILL switch to subscribe to information from the directory server(s). TRILL switches simply use the ESADI [RFC7357] protocol mechanism to announce, in their core IS-IS Link State PDUs (LSPs), the Data Labels

for which they are participating in ESADI by using the Interested VLANs sub-TLV [RFC7176] and/or the Interested Labels sub-TLV [RFC7176]. This will cause the directory information to be pushed to them for all such Data Labels that are being served by the one or more Push Directory servers.

2.2. Push Directory Servers

Push Directory servers advertise, through ESADI, their availability to push the mapping information for a particular Data Label by setting the PDSS in their ESADI-Parameter APPsub-TLV for that ESADI instance (see [RFC7357] and Section 7.1) to a non-zero value. This PDSS field setting is visible to other ESADI participants, including other Push Directory servers, for that Data Label. Each Push Directory server MUST participate in ESADI for the Data Labels for which it will push mappings and set the PDSS field in its ESADI-Parameter APPsub-TLV for that Data Label. For increased robustness, increased bandwidth capability, and improved locality, it is useful to have multiple Push Directory servers for each Data Label. Each Push Directory server is configured with a number N, which is in the range 1 through 8 and defaults to 2, for each Data Label for which it can push directory information (see "PushDirServers" in Section 2.7). If the Push Directory servers for a Data Label are configured consistently with the same N and at least N servers are available, then N copies of that directory will be pushed.

Each Push Directory server also has a configurable 8-bit priority (PushDirPriority) to be Active, which defaults to 0x3F (see Section 2.7). This priority is treated as an unsigned integer, where the larger magnitude means higher priority. This priority appears in its ESADI-Parameter APPsub-TLV (see Section 7.1). In the case of a tie in this configurable priority, the System ID of the TRILL switch acting as the server is used as a tiebreaker and is treated as an unsigned 6-byte integer, where the larger magnitude indicates higher priority.

For each Data Label it can serve, each Push Directory server checks to see if there appear to be enough higher-priority servers to push the desired number of copies. It does this by ordering, by priority, the Push Directory servers whose advertisements are present in the ESADI link-state database for that Data Label and that are data reachable [RFC7780] as indicated by its IS-IS link-state database. The Push Directory server then determines its own position in that order. If a Push Directory server's configuration indicates that N copies of the mappings for a Data Label should be pushed and the server finds that it is number K in the priority ordering (where number 1 in the ordered list is highest priority and the last is

lowest priority), then if K is less than or equal to N, the Push Directory server is Active. If K is greater than N, it is Stand-By. Active and Stand-By behavior are specified below in Section 2.3.

For a Push Directory to reside on an end station, one or more TRILL switches locally connected to that end station must proxy for the Push Directory server and advertise themselves in ESADI as Push Directory servers. It appears to the rest of the TRILL campus that these TRILL switches (that are proxying for the end station) are the Push Directory server(s). The protocol between such a Push Directory end station and the one or more proxying TRILL switches acting as Push Directory servers is beyond the scope of this document.

2.3. Push Directory Server State Machine

The subsections below describe the states, events, and corresponding actions for Push Directory servers.

The meanings of possible values of the PDSS field in a Push Directory's ESADI-Parameter APPsub-TLV are summarized in the table below.

PDSS	Meaning
0	Not a Push Directory server
1	Push Directory server in Stand-By Mode
2	Push Directory server in Active Mode but not complete
3	Push Directory server in Active Mode that has pushed complete data

2.3.1. Push Directory States

A Push Directory server is in one of seven states, as listed below, for each Data Label it can serve. The name of each state is followed by a symbol that starts and ends with an angle bracket (for example, "<S1>") and represents the state. The value that the Push Directory server advertises in the PDSS is determined by the state. In addition, it has an internal State-Transition-Time variable for each Data Label it serves that is set at each state transition and that enables it to determine how long it has been in its current state for that Data Label.

Down <S1>: A completely shut down virtual state, defined for convenience in specifying state diagrams. A Push Directory server in this state does not advertise any Push Directory data. It may be participating in ESADI [RFC7357] with the PDSS field set to 0 in its ESADI-Parameter APPsub-TLV, or it might not be participating in ESADI at all. All states other than the Down state are considered to be Up states and imply a non-zero PDSS field.

Stand-By <S2>: No Push Directory data is advertised. Any outstanding ESADI-LSP fragments containing directory data are updated to remove that data, and if the result is an empty fragment (contains nothing except possibly an Authentication TLV), the fragment is purged. The Push Directory participates in ESADI [RFC7357] and advertises its ESADI fragment zero that includes an ESADI-Parameter APPsub-TLV with the PDSS field set to 1.

Active <S3>: The Push Directory participates in ESADI [RFC7357] and advertises its ESADI fragment zero that includes an ESADI-Parameter APPsub-TLV with the PDSS field set to 2. It also advertises its directory data and any changes through ESADI [RFC7357] in its ESADI-LSPs, using the Interface Addresses APPsub-TLV [RFC7961], and updates that information as it changes.

Active Completing <S4>: The same behavior as the Active state, except that the server responds differently to events. The purpose of this state is to be sure that there has been enough time for directory information to propagate to subscribing edge TRILL switches (see "Time Condition", as defined in Section 2.3.2) before the directory server advertises that the information is complete.

Active Complete <S5>: The same behavior as Active, except that the PDSS field in the ESADI-Parameter APPsub-TLV is set to 3 and the server responds differently to events.

Going Stand-By Was Complete <S6>: The same behavior as Active, except that the server responds differently to events. The purpose of this state is to be sure that the information indicating that the directory will no longer be complete has enough time to propagate to edge TRILL switches (see "Time Condition" in Section 2.3.2) before the directory server stops advertising updates to the information. (See note below.)

Active Uncompleting <S7>: The same behavior as Active, except that it responds differently to events. The purpose of this state is to be sure that the information indicating that the directory will no longer be complete has enough time to propagate to edge TRILL

switches (see "Time Condition" in Section 2.3.2) before the directory server might stop advertising updates to the information. (See note below.)

Note: It might appear that a Push Directory could transition directly from Active Complete to Active, since the Active state continues to advertise updates, eliminating the need for the Active Uncompleting transition state. But consider the case of the Push Directory that was complete being configured to be incomplete and then the Stand-By Condition (see Section 2.3.2) occurring shortly thereafter. If the first of these two events caused the server to transition directly to the Active state, then later, when the Stand-By Condition occurred, it would immediately transition to Stand-By and stop advertising updates even though there might not have been enough time for knowledge of its incompleteness to have propagated to all edge TRILL switches.

The following table lists each state and its corresponding PDSS value:

State	PDSS
-----	-----
Down <S1>	0
Stand-By <S2>	1
Active <S3>	2
Active Completing <S4>	2
Active Complete <S5>	3
Going Stand-By Was Complete <S6>	2
Active Uncompleting <S7>	2

2.3.2. Push Directory Events and Conditions

Three auxiliary conditions, referenced later in this subsection, are defined as follows:

The Activate Condition: In order to have the desired number of Push Directory servers pushing data for Data Label X, this Push Directory server should be active. This is determined by the server finding that (a) it is priority K among the data-reachable Push Directory servers (where the highest-priority server is 1) for Data Label X, (b) it is configured that there should be N copies pushed for Data Label X, and (c) K is less than or equal to N. For example, the Push Directory server is configured so that two copies should be pushed and finds that it is priority 1 or 2 among the Push Directory servers that are visible in its ESADI link-state database and that are data reachable, as indicated by its IS-IS link-state database.

The Stand-By Condition: In order to have the desired number of Push Directory servers pushing data for Data Label X, this Push Directory server should be Stand-By (not Active). This is determined by the server finding that (a) it is priority K among the data-reachable Push Directory servers (where the highest-priority server is 1) for Data Label X, (b) it is configured that there should be N copies pushed for Data Label X, and (c) K is greater than N. For example, the Push Directory server is configured so that two copies should be pushed and finds that it is priority 3 or lower priority (higher number) among the available Push Directory servers.

The Time Condition: The Push Directory server has been in its current state for a configurable amount of time (PushDirTimer) that defaults to twice its CSNP (Complete Sequence Number PDU) time (see Sections 2.7 and 7.1).

The events and conditions listed below cause state transitions in Push Directory servers.

1. The Push Directory server comes up.
2. The Push Directory server or the TRILL switch on which it resides is being shut down. This is a persistent condition, unless the shutdown is canceled. So, for example, a Push Directory server in the Going Stand-By Was Complete state does not transition out of that state due to this condition but, after (1) the Time Condition is met and (2) the directory transitions to Stand-By and then performs the actions required there (such as purging LSPs), continues to the Down state if this condition is still true. Similar comments apply to events/conditions 3, 4, and 5.
3. The Activate Condition is met, and the server's configuration indicates that it does not have complete data.
4. The Stand-By Condition is met.
5. The Activate Condition is met, and the server's configuration indicates that it has complete data.
6. The server's configuration is changed to indicate that it does not have complete data.
7. The Time Condition is met.

2.3.3. State Transition Diagram and Table

The state transition table is as follows:

State	Down	Stand-By	Active	Active Completing	Active Complete	Going Stand-By Was Complete	Active Uncompleting
Event	<S1>	<S2>	<S3>	<S4>	<S5>	<S6>	<S7>
1	<S2>	N/A	N/A	N/A	N/A	N/A	N/A
2	<S1>	<S1>	<S2>	<S2>	<S6>	<S6>	<S7>
3	<S1>	<S3>	<S3>	<S3>	<S7>	<S3>	<S7>
4	<S1>	<S2>	<S2>	<S2>	<S6>	<S6>	<S6>
5	<S1>	<S4>	<S4>	<S4>	<S5>	<S5>	<S5>
6	<S1>	<S2>	<S3>	<S3>	<S7>	<S6>	<S7>
7	<S1>	<S2>	<S3>	<S5>	<S5>	<S2>	<S3>

The above state table is equivalent to the following transition diagram:

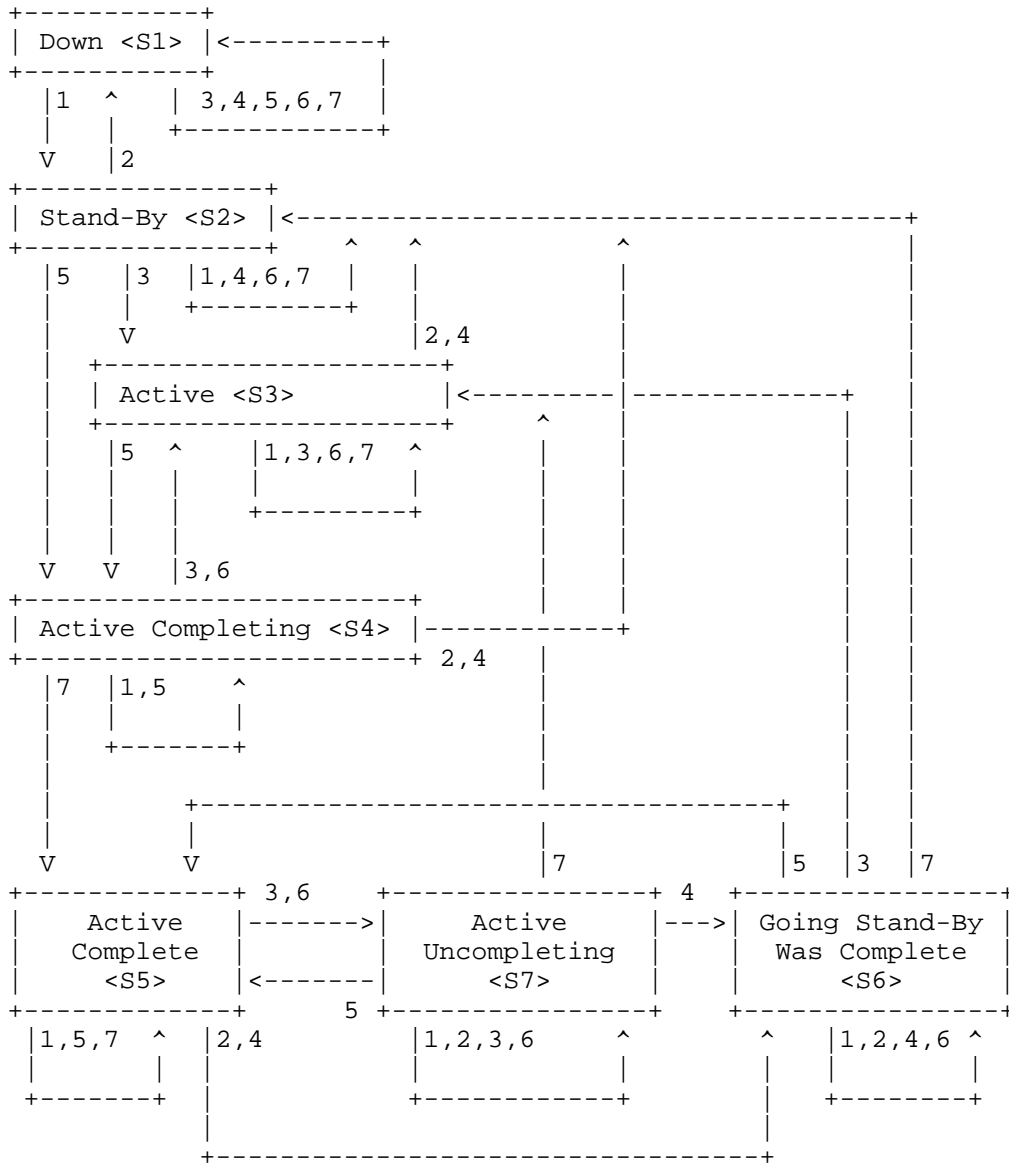


Figure 1: Push Server State Diagram

2.4. End Stations and Push Directories

End-station hosting and end-station use of Push Directories are outside the scope of this document. Push Directory information distribution is accomplished using ESADI [RFC7357], which does not operate to end stations. In the future, ESADI might be extended to operate to end stations, or some other method, such as BGP, might be specified as a way to support end-station hosting or end-station use of Push Directories.

2.5. Additional Push Details

Push Directory mappings can be distinguished from other data distributed through ESADI, because mappings are distributed only with the Interface Addresses APPsub-TLV [RFC7961] and are flagged in that APPsub-TLV as being Push Directory data.

TRILL switches, whether or not they are Push Directory servers, MAY continue to advertise any locally learned MAC attachment information in ESADI [RFC7357] using the MAC-Reachability TLV [RFC6165]. However, if a Data Label is being served by complete Push Directory servers, advertising such a locally learned MAC attachment generally SHOULD NOT be done, as it would not add anything and would just waste bandwidth and ESADI link-state space. An exception might be when a TRILL switch learns local MAC connectivity and that information appears to be missing from the directory mapping.

Because a Push Directory server needs to advertise interest in one or more Data Labels even though it might not want to receive multi-destination TRILL Data packets in those Data Labels, the "No Data" (NOD) flag bit is provided, as discussed in Section 3.8.

When a Push Directory server is no longer data reachable [RFC7780], as indicated by the IS-IS link-state database, other TRILL switches MUST ignore any Push Directory data from that server, because it is no longer being updated and may be stale.

The nature of dynamic distributed asynchronous systems is such that it is impossible for a TRILL switch receiving Push Directory information to be absolutely certain that it has complete information. However, it can obtain a reasonable assurance of complete information by requiring that two conditions be met:

1. The PDSS field is 3 in the ESADI fragment zero from the server for the relevant Data Label.

2. As far as it can tell, it has had continuous data connectivity to the server for a configurable amount of time that defaults to twice the server's CSNP time (see "PushDirTimer" in Section 2.7).

Condition 2 is necessary because a client TRILL switch might be just coming up and receive an ESADI-LSP meeting the requirement in condition 1 above but has not yet received all of the ESADI-LSP fragments from the Push Directory server.

Likewise, due to various delays, when an end station connects to or disconnects from the campus, there are timing differences between such a connection or disconnection, the update of directory information at the directory, and the update of directory information at any particular RBridge in the TRILL campus. Thus, there is commonly a small window during which an RBridge using directory information might either (1) drop or unnecessarily flood a frame as having an unknown unicast destination or (2) encapsulate a frame to an edge RBridge where the end station is no longer connected when the frame arrives at that edge RBridge.

There may be conflicts between mapping information from different Push Directory servers or conflicts between locally learned information and information received from a Push Directory server. In cases of such conflicts, information with a higher confidence value [RFC6325] [RFC7961] is preferred over information with a lower confidence value. In cases of equal confidence values, Push Directory information is preferred to locally learned information, and if information from Push Directory servers conflicts, the information from the higher-priority Push Directory server is preferred.

2.6. Providing Secondary Servers with Data from a Primary Server

A secondary Push or Pull Directory server is one that obtains its data from a primary directory server. Such systems, where some directory servers can be populated from others, have been found useful for multiple-server directory applications -- for example, in the DNS, where it is the normal case that some authoritative servers (secondary servers) are populated with data from other authoritative servers (primary servers).

Other techniques MAY be used, but by default, this data transfer occurs through the primary server acting as a Push Directory server for the Data Labels involved, while the secondary directory server takes the pushed data it receives from the highest-priority Push Directory server and re-originates it. Such a secondary server may be a Push Directory server, a Pull Directory server, or both for any particular Data Label. Because the data from a secondary server

will necessarily be at least a little less fresh than that from a primary server, it is RECOMMENDED that the re-originated secondary server's data be given a confidence level at least one less than that of the data as received from the primary server (or unchanged if it is already of minimum confidence).

2.7. Push Directory Configuration

The following configuration parameters, per Data Label, are available for controlling Push Directory behavior:

Name	Range/Setting	Default	Section
PushDirService	true/false	false	2.2
PushDirServers	1-8	2	2.2
PushDirPriority	0-255	0x3F	2.2
PushDirComplete	true/false	false	2.3.1, 2.3.2
PushDirTimer	1-511	2 * CSNP	2.3.2, 2.5

PushDirService is a boolean. When false, Push Directory service is not provided; when true, it is.

PushDirComplete is a boolean. When false, the server never indicates that the information it has pushed is complete; when true, it does so indicate after pushing all the information it knows.

PushDirTimer defaults to two times the ESADI-CSNP configuration value but not less than 1 second.

3. Pull Model Directory Assistance Mechanisms

In the Pull Model [RFC7067], a TRILL switch (RBridge) pulls directory information from an appropriate directory server when needed.

A TRILL switch that makes use of Pull Directory services must implement appropriate connections between its directory utilization and its link-state database and link-state updating. For example, Pull Directory servers for a particular Data Label X are found by looking in the core TRILL IS-IS link-state database for data-reachable [RFC7780] TRILL switches that advertise themselves by setting the Pull Directory flag (PUL) to 1 in their Interested VLANs sub-TLV or Interested Labels sub-TLV (see Section 7.3) for that Data Label. The set of such switches can change with configuration changes by network management, such as the following:

- o the startup or shutdown of Pull Directory servers

- o changes in network topology, such as the connection or disconnection of TRILL switches that are Pull Directory servers
- o network partition or merger

As described in Section 3.7, a TRILL switch MUST be able to detect that a Pull Directory from which it has cached data is no longer data reachable so that it can discard such cached data.

If multiple data-reachable TRILL switches indicate in the link-state database that they are Pull Directory servers for a particular Data Label, pull requests can be sent to any one or more of them, but it is RECOMMENDED that pull requests be preferentially sent to the server or servers that are lowest cost from the requesting TRILL switch.

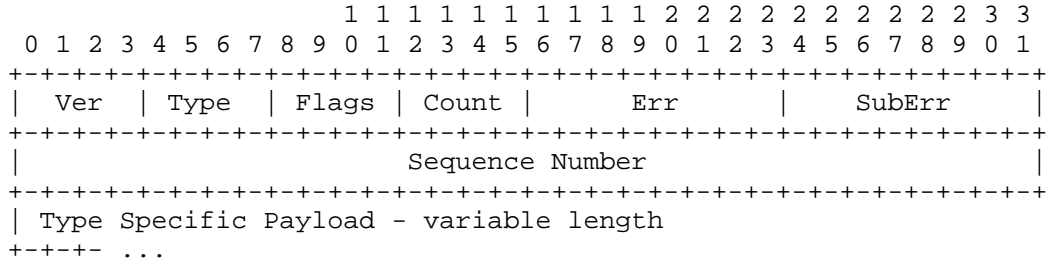
Pull Directory requests are sent by encapsulating them in an RBridge Channel [RFC7178] message using the Pull Directory channel protocol number (see Section 7.2). Responses are returned in an RBridge Channel message using the same channel protocol number. See Section 3.2 for Query and Response Message formats. For cache consistency or notification purposes, Pull Directory servers, under certain conditions, MUST send unsolicited Update Messages to client TRILL switches they believe may be holding old data. Those clients can acknowledge such updates, as described in Section 3.3. All these messages have a common header, as described in Section 3.1. Errors are returned as described in Section 3.6.

The requests to Pull Directory servers are typically derived from ingressed ARP [RFC826], ND [RFC4861], RARP [RFC903], or SEND [RFC3971] messages, or data frames with unknown unicast destination MAC addresses, intercepted by an ingress TRILL switch, as described in Section 1.1.

Pull Directory responses include an amount of time for which the response should be considered valid. This includes negative responses that indicate that no data is available. It is RECOMMENDED that both positive responses with data and negative responses be cached and used to locally handle ARP, ND, RARP, unknown destination MAC frames, or the like [ARPND], until the responses expire. If information previously pulled is about to expire, a TRILL switch MAY try to refresh it by issuing a new pull request but, to avoid unnecessary requests, SHOULD NOT do so unless it has been recently used. The validity timer of cached Pull Directory responses is NOT reset or extended merely because that cache entry is used.

3.1. Pull Directory Message: Common Format

All Pull Directory messages are transmitted as the Channel Protocol-specific payload of RBridge Channel messages [RFC7178]. Pull Directory messages are formatted as described herein, starting with the following common 8-byte header:



Ver: Version of the Pull Directory protocol. An unsigned integer. Version 0 (zero) is specified in this document. See Section 3.1.1 for a discussion of version negotiation.

Type: The Pull Directory message type, as follows:

Type	Section	Name
0	-	Reserved
1	3.2.1	Query
2	3.2.2	Response
3	3.3.1	Update
4	3.3.2	Acknowledge
5-14	-	Unassigned
15	-	Reserved

Flags: Four flag bits whose meaning depends on the Pull Directory message type. Flags whose meanings are not specified are reserved, MUST be sent as zero, and MUST be ignored on receipt.

Count: Some Pull Directory message types specified herein have zero or more occurrences of a Record as part of the type-specific payload. The Count field is the number of occurrences of that Record and is expressed as an unsigned integer. For any Pull Directory messages not structured with such occurrences, this field MUST be sent as zero and ignored on receipt.

Err, SubErr: A two-part error code. These fields are only used in Reply Messages. In messages that are requests or updates, these fields MUST be sent as zero and ignored on receipt. An Err field containing the value zero means no error. The meaning of values in the SubErr field depends on the value of the Err field, but in all cases, a zero SubErr field is allowed and provides no additional information beyond the value of the Err field.

Sequence Number: An identifying 32-bit quantity set by the TRILL switch sending a request or other unsolicited message and returned in every corresponding reply or acknowledgment. It is used to match up responses with the message to which they respond.

Type Specific Payload: Format depends on the Pull Directory message type.

3.1.1. Version Negotiation

The version number (Ver) in the Pull Directory message header is incremented for a future version with changes such that TRILL directory messages cannot be parsed correctly by an earlier version. Ver is not incremented for minor changes such as defining a new field value for an existing field.

Pull Directory messages come in pairs (Request-Response, Update-Acknowledgment). The version number in the Request/Update (Ver1) indicates the format of that message and the format of the corresponding returned Response/Acknowledgment. The version number in the returned Response/Acknowledgment (Ver2) indicates the highest version number that the sender of that Response/Acknowledgment understands.

In the most common case -- a well-configured network -- Ver1 and Ver2 will be equal.

If Ver2 is less than Ver1, the returned Response/Acknowledgment will be an error message saying that the version is not understood.

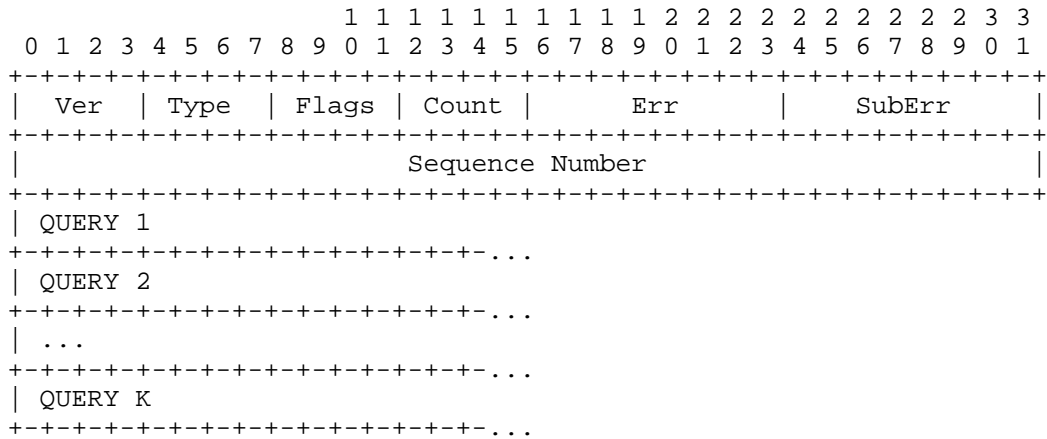
If Ver2 is greater than Ver1 and the responder understands Ver1, it responds normally in Ver1 format. However, if the responder does not understand Ver1, it MUST send a "Version not understood" error message (Section 3.6.2) correctly formatted for Ver1. Thus, all implementations that support some version X MUST be able to send a Version not understood error message correctly formatted for all lower versions down to version 0.

3.2. Pull Directory Query and Response Messages

The formats of Pull Directory Query Messages and Pull Directory Response Messages are specified in Sections 3.2.1 and 3.2.2.1, respectively.

3.2.1. Pull Directory Query Message Format

A Pull Directory Query Message is sent as the Channel Protocol-specific content of an RBridge Channel message [RFC7178] TRILL Data packet or as a native RBridge Channel data frame (see Section 3.5). The Data Label of the packet is the Data Label in which the query is being made. The priority of the RBridge Channel message is a mapping of the priority of the ingressed frame that caused the query. The default mapping depends, per Data Label, on the strategy (see Section 4) or a configured priority (see "DirGenQPriority" in Section 3.9) for generated queries. (Generated queries are those queries that are not the result of a mapping -- for example, a query to refresh a cache entry.) The Channel Protocol-specific data is formatted as a header and a sequence of zero or more QUERY Records as follows:



Ver, Sequence Number: See Section 3.1.

Type: 1 for Query. Queries received by a TRILL switch that is not a Pull Directory for the relevant Data Label result in an error response (see Section 3.6) unless inhibited by rate limiting. (See [RFC7178] for information on the Response Message that is generated if the recipient implements the RBridge Channel features but does not implement the Pull Directory RBridge Channel Protocol.)

Flags, Err, and SubErr: MUST be sent as zero and ignored on receipt.

Count: Count is the number of QUERY Records present. A Query Message Count of 0 is explicitly allowed, for the purpose of pinging a Pull Directory server to see if it is responding. On receipt of such an empty Query Message, a Response Message that also has a Count of 0 is returned unless inhibited by rate limiting.

QUERY: Each QUERY Record within a Pull Directory Query Message is formatted as follows:

```

      0  1  2  3  4  5  6  7  8  9 10 11 12 13 14 15
      +-----+-----+-----+-----+-----+-----+
      |           SIZE           |FR|  RESV  |   QTYPE   |
      +-----+-----+-----+-----+-----+-----+
If QTYPE = 1
      +-----+-----+-----+-----+-----+-----+
      |                               AFN                               |
      +-----+-----+-----+-----+-----+-----+
      | Query Address ...
      +-----+-----+-----+-----+-----+...
If QTYPE = 2 or 5
      +-----+-----+-----+-----+-----+-----+
      | Query Frame ...
      +-----+-----+-----+-----+-----+...

```

SIZE: Size of the QUERY Record in bytes, expressed as an unsigned integer and not including the SIZE field and following byte. A value of SIZE so large that the material doesn't fit in the Query Message indicates a malformed QUERY Record. A QUERY Record with such an illegal SIZE value, and any subsequent QUERY Records, MUST be ignored, and the entire Query Message MAY be ignored.

FR: The Flood Record flag. Ignored if QTYPE is 1. If QTYPE is 2 or 5 and the directory information sought is not found, the frame provided is flooded; otherwise, it is not forwarded. See Section 3.2.2.2. For QTYPEs other than 2 or 5, the FR flag has no effect.

RESV: A block of three reserved bits. MUST be sent as zero and ignored on receipt.

QTYPE: There are several types of QUERY Records currently defined in two classes, as follows: (1) a QUERY Record that provides an explicit address and asks for all addresses for the interface specified by the Query Address and (2) a QUERY Record that includes a frame. The fields of each are specified below. Values of QTYPE are as follows:

QTYPE	Description
-----	-----
0	Reserved
1	Address query
2	Frame query
3-4	Unassigned
5	Unknown unicast MAC Query Frame
6-14	Unassigned
15	Reserved

AFN: Address Family Number of the Query Address.

Query Address: The query is asking for any other addresses, and the nickname of the TRILL switch from which they are reachable, that correspond to the same interface as this address, within the Data Label of the query of the address provided. A typical Query Address would be something like the following:

1. A 48-bit MAC address, with the querying TRILL switch primarily interested in either
 - a. the RBridge by which that MAC address is reachable, so that the querying RBridge can forward an unknown (before the query) destination MAC address native frame as a unicast TRILL Data packet rather than flooding it, or
 - b. the IP address corresponding to the MAC address, so that the RBridge can locally respond to a RARP [RFC903] native frame.
2. An IPv4 or IPv6 address, with the querying RBridge interested in the corresponding MAC address so it can locally respond to an ARP [RFC826] or ND [RFC4861] native frame [ARPND].

But the Query Address could be some other address type for which an AFN has been assigned, such as a 64-bit MAC address [RFC7042] or a CLNS (connectionless-mode network service) [X.233] address.

Query Frame: Where a QUERY Record is the result of an ARP, ND, RARP, SEND, or unknown unicast MAC destination address, the ingress TRILL switch MAY send the frame to a Pull Directory server if the frame is small enough that the resulting Query Message fits into a TRILL Data packet within the campus MTU. The full frame is included, starting with the destination and source MAC addresses, but does not include the Frame Check Sequence (FCS).

If no response to a Pull Directory Query Message is received within a configurable timeout (see "DirQueryTimeout" in Section 3.9), then the Query Message should be retransmitted with the same Sequence Number (up to a configurable number of times (see "DirQueryRetries" in Section 3.9)). If there are multiple QUERY Records in a Query Message, responses to various subsets of these QUERY Records can be received before the timeout. In that case, the remaining unanswered QUERY Records should be resent in a new Query Message with a new Sequence Number. If a TRILL switch is not capable of handling partial responses to queries with multiple QUERY Records, it MUST NOT send a Request Message with more than one QUERY Record in it.

See Section 3.6 for a discussion of how Query Message errors are handled.

3.2.2. Pull Directory Responses

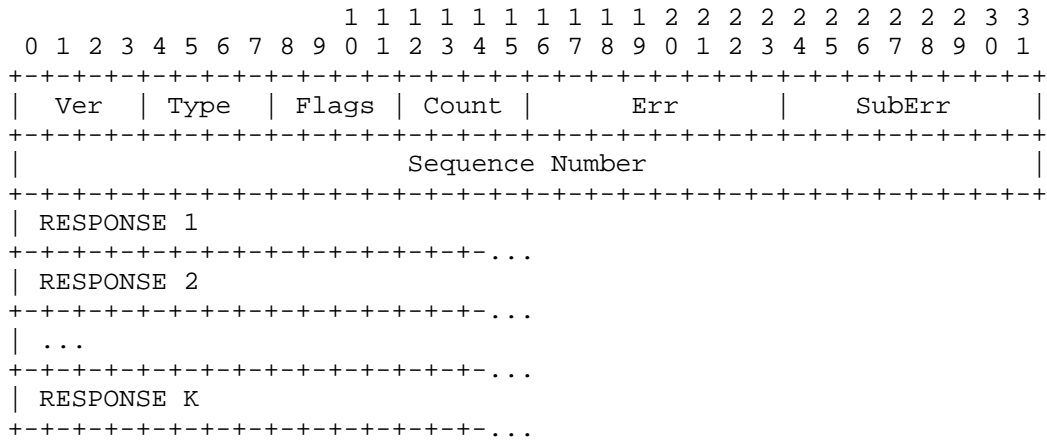
A Pull Directory Query Message results in a Pull Directory Response Message as described in Section 3.2.2.1.

In addition, if the QUERY Record QTYPE was 2 or 5, the frame included in the Query may be modified and forwarded by the Pull Directory server as described in Section 3.2.2.2.

3.2.2.1. Pull Directory Response Message Format

Pull Directory Response Messages are sent as the Channel Protocol-specific content of an RBridge Channel message [RFC7178] TRILL Data packet or as a native RBridge Channel data frame (see Section 3.5). Responses are sent with the same Data Label and priority as the Query Message to which they correspond, except that the Response Message priority is limited to be no more than the configured value DirRespMaxPriority (Section 3.9).

The RBridge Channel Protocol-specific data format is as follows:



Ver, Sequence Number: As specified in Section 3.1.

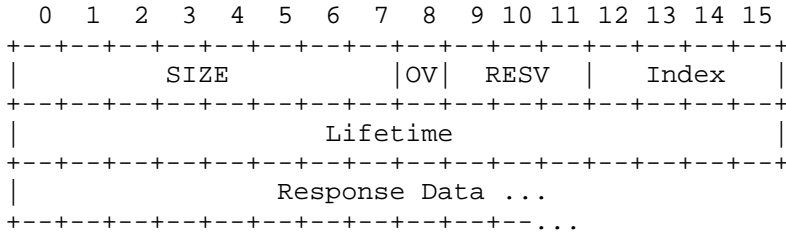
Type: 2 = Response.

Flags: MUST be sent as zero and ignored on receipt.

Count: Count is the number of RESPONSE Records present in the Response Message.

Err, SubErr: A two-part error code. Zero, unless there was an error in the Query Message (in which case, see Section 3.6).

RESPONSE: Each RESPONSE Record within a Pull Directory Response Message is formatted as follows:



SIZE: The size of the RESPONSE Record is an unsigned integer number of bytes, not including the SIZE field and following byte. A value of SIZE so large that the material doesn't fit in the Query Message indicates a malformed

RESPONSE Record. A RESPONSE Record with such an excessive SIZE value, and any subsequent RESPONSE Records, MUST be ignored, and the entire Response Message MAY be ignored.

OV: The overflow flag. Indicates, as described below, that there was too much Response Data to include in one Response Message.

RESV: Three reserved bits that MUST be sent as zero and ignored on receipt.

Index: The relative index of the QUERY Record in the Query Message to which this RESPONSE Record corresponds. The Index will always be 1 for Query Messages containing a single QUERY Record. If the Index is larger than the Count was in the corresponding Query, that RESPONSE Record MUST be ignored, and subsequent RESPONSE Records or the entire Response Message MAY be ignored.

Lifetime: The length of time, in units of 100 milliseconds, for which the response should be considered valid, except that the values zero and $2^{16} - 1$ are special. If zero, the response can only be used for the particular query from which it resulted and MUST NOT be cached. If $2^{16} - 1$, the response MAY be kept indefinitely but not after the Pull Directory server goes down or becomes unreachable. (The maximum definite time that can be expressed is a little over 1.8 hours.)

Response Data: There are three types of RESPONSE Records:

- If the Err field of the encapsulating Response Message has a message-level error code in it, then the RESPONSE Records are omitted and Count will be 0. See Section 3.6 for additional information on errors.
- If the Err field of the encapsulating Response Message has a record-level error code in it, then the RESPONSE Records are those having that error, as further described in Section 3.6.
- If the Err field of the encapsulating Response Message is 0, then the Response Data in each RESPONSE Record is formatted as the value part of an Interface Addresses APPsub-TLV [RFC7961]. The maximum size of such contents is 255 bytes, in which case the RESPONSE Record SIZE field is 255.

Multiple RESPONSE Records can appear in a Response Message with the same Index if an answer to the QUERY Record consists of multiple Interface Addresses APPsub-TLV values. This would be necessary if, for example, a MAC address within a Data Label appears to be reachable by multiple TRILL switches. However, all RESPONSE Records to any particular QUERY Record MUST occur in the same Response Message. If a Pull Directory holds more mappings for a queried address than will fit into one Response Message, it selects which mappings to include, by some method outside the scope of this document, and sets the overflow flag (OV) in all of the RESPONSE Records responding to that Query Address.

See Section 3.6 for a discussion of how errors are handled.

3.2.2.2. Pull Directory Forwarding

Query Messages with QTYPEs 2 and 5 are interpreted and handled as described below. In these cases, if the information implicitly sought is not in the directory and the FR flag in the Query Message was 1 (one), the provided frame is forwarded by the Pull Directory server as a multi-destination TRILL Data packet with the ingress nickname of the Pull Directory server (or proxy, if it is hosted on an end station) in the TRILL Header. If the FR flag is 0, the frame is not forwarded in this case.

If there was no error in the handling of the encapsulating Query Message, the Pull Directory server forwards the frame inside that QUERY Record, after modifying it in some cases, as described below:

ARP: When QTYPE is 2 and the Ethertype in the QUERY Record indicates that an ARP [RFC826] frame is included in the Record:
The ar\$op field MUST be ares_op\$REQUEST, and for the response described in Section 3.2.2.1, this is treated as a query for the target protocol address, where the AFN of that address is given by ar\$pro. (ARP fields and value names with embedded dollar signs ("\$\$") are specified in [RFC826].) If (1) ar\$op is not ares_op\$REQUEST, (2) the ARP is malformed, or (3) the query fails, an error is returned. Otherwise, the ARP is modified into the appropriate ARP response, which is then sent by the Pull Directory server as a TRILL Data packet.

ND/SEND: When QTYPE is 2 and the Ethertype in the QUERY Record indicates that an IPv6 ND [RFC4861] or SEND [RFC3971] frame is included in the Record:
Only Neighbor Solicitation ND frames (corresponding to an ARP query) are allowed. An error is returned for other ND frames or if the target address is not found. Otherwise, if the ND is not a

SEND, an ND Neighbor Advertisement response is returned by the Pull Directory server as a TRILL Data packet. In the case of SEND, an error is returned indicating that a SEND frame was received by the Pull Directory, and the Pull Directory then either (1) forwards the SEND frame to the holder of the IPv6 address if that information is in the directory or (2) multicasts the SEND frame.

RARP: When QTYPE is 2 and the Ethertype in the QUERY Record indicates that a RARP [RFC903] frame is included in the Record: If the ar\$op field is ares_op\$REQUEST, the frame is handled as an ARP, as described above. Otherwise, the ar\$op field MUST be "reverse request", and for the response described in Section 3.2.2.1, this is treated as a query for the target hardware address, where the AFN of that address is given by ar\$hrd. (See [RFC826] for RARP fields.) If (1) ar\$op is not one of these values, (2) the RARP is malformed, or (3) the query fails, an error is returned. Otherwise, the RARP is modified into the appropriate RARP response, which is then unicast by the Pull Directory server as a TRILL Data packet to the source hardware MAC address.

MacDA: When QTYPE is 5, indicating that a frame is provided in the QUERY Record whose destination MAC address TRILL switch attachment is unknown, the only requirement is that this MAC address has to be unicast. The Ethertype in the QUERY Record is ignored. If this MAC address is a group address, an error is returned. In the case of Pull Directory Response Messages (Section 3.2.2.1), this MAC address is treated as a query for the MacDA. In the creation of the response described in Section 3.2.2.1, the query is treated as a query for this MAC address. If the Pull Directory contains TRILL switch attachment information for the MAC address in the Data Label of the Query Message, it forwards the frame to that switch in a unicast TRILL Data packet.

3.3. Cache Consistency

Unless it sends all responses with a Lifetime of 0, a Pull Directory MUST take action, by sending Update Messages, to minimize the amount of time that a TRILL switch will continue to use stale information from that Pull Directory. The formats of Update Messages and the Acknowledge Messages used to respond to Update Messages are given in Sections 3.3.1 and 3.3.2, respectively.

A Pull Directory server MUST maintain one of three sets of records concerning possible cached data at clients of that server. These are numbered and listed below in order of increasing specificity:

Method 1, Least Specific. An overall record, per Data Label, of when the last positive Response Data sent will expire and when the last negative response sent will expire; the records are retained until such expiration.

Pro: Minimizes the record-keeping burden on the Pull Directory server.

Con: Increases the volume of and overhead due to (1) spontaneous Update Messages and (2) unnecessarily invalidating cached information.

Method 2, Medium Specificity. For each unit of data (Interface Addresses APPsub-TLV (IA APPsub-TLV) Address Set [RFC7961]) held by the server, record when the last response sent with that positive Response Data will expire. In addition, record each address about which a negative response was sent by the server and when the last such negative response will expire. Each such record of a positive or negative response is discarded upon expiration.

Pros/Cons: An intermediate level of detail in server record-keeping; also, an intermediate volume of, and overhead due to, spontaneous Update Messages with some unnecessary invalidation of cached information.

Method 3, Most Specific. For each unit of data held by the server (IA APPsub-TLV Address Set [RFC7961]) and each address about which a negative response was sent, a list of TRILL switches that were sent that data as a positive response or sent a negative response for the address, and the expected time to expiration for that data or address at each such TRILL switch, assuming that the requester cached the response. Each list entry is retained until such expiration time.

Pros: Minimizes spontaneous Update Messages sent to update pull client TRILL switch caches, and minimizes unnecessary invalidation of cached information.

Con: Increased record-keeping burden on the Pull Directory server.

RESPONSE Records sent with a zero Lifetime are considered to have already expired and so do not need to be tracked. In all cases, there may still be brief periods of time when directory information has changed, but information that a pull client has cached has not yet been updated or expunged.

A Pull Directory server might have a limit as to (1) how many TRILL switches for which it can maintain detailed expiry information using method 3 or (2) how many data units or addresses for which it can maintain expiry information using method 2 or the like. If such limits are exceeded, it MUST transition to a lower-numbered method but, in all cases, MUST support, at a minimum, method 1 and SHOULD support methods 2 and 3. The use of method 1 may be quite inefficient, due to large amounts of cached positive and negative information being unnecessarily discarded.

When data at a Pull Directory is changed, deleted, or added and there may be unexpired stale information at a requesting TRILL switch, the Pull Directory MUST send an Update Message as discussed below. The sending of such an Update Message MAY be delayed by a configurable number of milliseconds (see "DirUpdateDelay" in Section 3.9) to await other possible changes that could be included in the same Update Message.

1. If method 1, the least detailed method, is being followed, then when any Pull Directory information in a Data Label is changed or deleted and there are outstanding cached positive data response(s), an all-addresses flush positive data Update Message is flooded within that Data Label as an RBridge Channel message. If data is added and there are outstanding cached negative responses, an all-addresses flush negative message is similarly flooded. A Count field value of 0 in an Update Message indicates "all-addresses". On receiving an all-addresses flooded flush positive Update from a Pull Directory server it has used, indicated by the F (Flood) and P (Positive) bits being 1 and the Count being 0, a TRILL switch discards the cached data responses it has for that Data Label. Similarly, on receiving an all-addresses flush negative Update, indicated by the F and N (Negative) bits being 1 and the Count being 0, it discards all cached negative replies for that Data Label. A combined flush positive and negative can be flooded by having all of the F, P, and N bits (see Section 3.3.1) set to 1 and the Count field 0, resulting in the discard of all positive and negative cached information for the Data Label.
2. If method 2 is being followed, then a TRILL switch floods address-specific positive Update Messages when data that might be cached by a querying TRILL switch is changed or deleted and floods

address-specific negative Update Messages when data that might be cached by a querying TRILL switch is added. Such messages are sent as RBridge Channel messages. The F bit will be 1; however, the Count field will be non-zero, and either the P bit or the N bit, but not both, will be 1. There are actually four possible message types that can be flooded:

- a. If data that might still be cached is updated:
An unsolicited Update Message is sent with the P flag set and the Err field 0. On receipt, the addresses in the RESPONSE Records are compared to the addresses for which the receiving TRILL switch is holding cached positive information from that server. If they match, the cached information is updated.
 - b. If data that might still be cached is deleted:
An unsolicited Update Message is sent with the P flag set and the Err field non-zero, giving the error that would now be encountered in attempting to pull information for the relevant address from the Pull Directory server. In this non-zero Err field case, the RESPONSE Record(s) differs from non-zero Err Reply Message RESPONSE Records in that they do include an interface address set. Any cached positive information for the addresses given is deleted, and the negative response is cached as per the Lifetime given.
 - c. If data for an address for which a negative response was sent is added, so that negative response that might still be cached is now incorrect:
An unsolicited Update Message is sent with the N flag set to 1 and the Err field 0. The addresses in the RESPONSE Records are compared to the addresses for which the receiving TRILL switch is holding cached negative information from that server; if they match, the cached negative information is deleted, and the positive information provided is cached as per the Lifetime given.
 - d. In the rare case where it is desired to change the Lifetime or error associated with negative information that might still be cached:
An unsolicited Update Message is sent with the N flag set to 1 and the Err field non-zero. As in case b above, the RESPONSE Record(s) gives the relevant addresses. Any cached negative information for the addresses is updated.
3. If method 3 is being followed, unsolicited Update Messages of the same sort are sent as with method 2 above, except that they are not normally flooded but unicast only to the specific TRILL switches the directory server believes may be holding the cached

positive or negative information that needs deletion or updating. However, a Pull Directory server MAY flood unsolicited updates using method 3 -- for example, if it determines that a sufficiently large fraction of the TRILL switches in some Data Label are requesters that need to be updated so that flooding is more efficient than unicast.

A Pull Directory server tracking cached information with method 3 MUST NOT clear the indication that it needs to update cached information at a querying TRILL switch until it has either (a) sent an Update Message and received a corresponding Acknowledge Message or (b) sent a configurable number of updates at a configurable interval where these parameters default to three updates 100 milliseconds apart (see Section 3.9).

A Pull Directory server tracking cached information with method 1 or method 2 SHOULD NOT clear the indication that it needs to update cached information until it has sent an Update Message and received a corresponding Acknowledge Message from all of its ESADI neighbors or it has sent a number of updates at a configurable interval, as specified in the paragraph above.

3.3.1. Update Message Format

An Update Message is formatted as a Response Message, with the differences described in Section 3.3 above and the following:

- o The Type field in the message header is set to 3.
- o The Index field in the RESPONSE Record(s) is set to 0 on transmission and ignored on receipt (but the Count field in the Update Message header MUST still correctly indicate the number of RESPONSE Records present).
- o The priority with which the message is sent, DirUpdatePriority, is configurable and defaults to 5 (see Section 3.9).

Update Messages are initiated by a Pull Directory server. The Sequence Number space used is controlled by the originating Pull Directory server. This Sequence Number space for Update Messages is different from the Sequence Number space used in a Query and the corresponding Response that are controlled by the querying TRILL switch.

The 4-bit Flags field of the message header for an Update Message is as follows:

```
+---+---+---+---+
| F | P | N | R |
+---+---+---+---+
```

F: The Flood bit. If F = 0, the Update Message is unicast. If F = 1, it is multicast to All-Egress-RBridges.

P, N: Flags used to indicate positive or negative Update Messages. P = 1 indicates "positive". N = 1 indicates "negative". Both may be 1 for a flooded all-addresses Update.

R: Reserved. MUST be sent as zero and ignored on receipt.

For tracking methods 2 and 3 in Section 3.3, a particular Update Message MUST have either the P flag or the N flag set, but not both. If both are set, the Update Message MUST be ignored, as this combination is only valid for method 1.

3.3.2. Acknowledge Message Format

An Acknowledge Message is sent in response to an Update Message to confirm receipt or indicate an error, unless response is inhibited by rate limiting. It is formatted as a Response Message, but the Type is set to 4.

If there are no errors in the processing of an Update Message or if there is an overall message-level error or a header error in an Update Message, the message is echoed back with the Err and SubErr fields set appropriately, the Type changed to Acknowledge, and a null Records section with the Count field set to 0.

If there is a record-level error in an Update Message, one or more Acknowledge Messages may be returned with the erroneous record(s) indicated as discussed in Section 3.6.

An Acknowledge Message is sent with the same priority as the Update Message it acknowledges but not more than a configured priority called "DirAckMaxPriority", which defaults to 5 (see Section 3.9).

3.4. Summary of Record Formats in Messages

As specified in Sections 3.2 and 3.3, the Query, Response, Update, and Acknowledge Messages can have zero or more repeating Record structures under different circumstances, as summarized below. The "Err" column abbreviations in this table have the meanings listed below. "IA APPsub-TLV value" means the value part of the IA APPsub-TLV specified in [RFC7961].

MBZ = MUST be zero
 Z = zero
 NZ = non-zero
 NZM = non-zero message-level error
 NZR = non-zero record-level error

Message	Err	Section	Record Structure	Response Data
Query	MBZ	3.2.1	QUERY Record	-
Response	Z	3.2.2.1	RESPONSE Record	IA APPsub-TLV value
Response	NZM	3.2.2.1	null	-
Response	NZR	3.2.2.1	RESPONSE Record	Records with error
Update	MBZ	3.3.1	RESPONSE Record	IA APPsub-TLV value
Acknowledge	Z	3.3.2	null	-
Acknowledge	NZM	3.3.2	null	-
Acknowledge	NZR	3.3.2	RESPONSE Record	Records with error

See Section 3.6 for further details on errors.

3.5. End Stations and Pull Directories

A Pull Directory can be hosted on an end station as specified in Section 3.5.1.

An end station can use a Pull Directory as specified in Section 3.5.2. This capability would be useful in supporting an end station that performs directory-assisted encapsulation [DirAsstEncap] or that is a "Smart Endnode" [SmartEN].

The native Pull Directory messages used in these cases are as specified in Section 3.5.3. In these cases, the edge RBridge(s) and end station(s) involved need to detect each other and exchange some control information. This is accomplished with the TRILL End System to Intermediate System (ES-IS) mechanism specified in Section 5.

end stations connected by point-to-point links to multiple RBridges. Although Figure 2 shows two end stations and two RBridges, there could be one or more than two RBridges having such indirect Pull Directory servers. Furthermore, there could be one or more than two end stations with Pull Directory servers on them. Each TRILL switch acting as an indirect Pull Directory server could then be differently configured as to the Data Labels for which it is providing indirect service selected from the union of the Data Labels supported by the end-station hosted servers and could select from among those end-station hosted servers supporting each Data Label the indirect server is configured to provide.

When an indirect Pull Directory server receives Query Messages from other TRILL switches, it answers from information it has cached or issues Pull Directory requests to end-station Pull Directory servers with which it has TRILL ES-IS adjacency to obtain the information. Any Response sent by an indirect Pull Directory server MUST NOT have a validity time longer than the validity period of the data on which it is based. When an indirect Pull Directory server receives Update Messages, it updates its cached information and MUST originate Update Messages to any clients that may have mirrors of the cached information so updated.

Since an indirect Pull Directory server discards information it has cached from queries to an end-station Pull Directory server if it loses adjacency to the server (Section 3.7), if it detects that such information may be cached at RBridge clients and has no other source for the information, it MUST send Update Messages to those clients withdrawing the information. For this reason, indirect Pull Directory servers may wish to query multiple sources, if available, and cache multiple copies of returned information from those multiple sources. Then, if one end-station source becomes inaccessible or withdraws the information but the indirect Pull Directory server has the information from another source, it need not originate Update Messages.

3.5.2. Use of Pull Directory by End Stations

Some special end stations, such as those discussed in [DirAsstEncap] and [SmartEN], may need to access directory information. How edge RBridges provide this optional service is specified below.

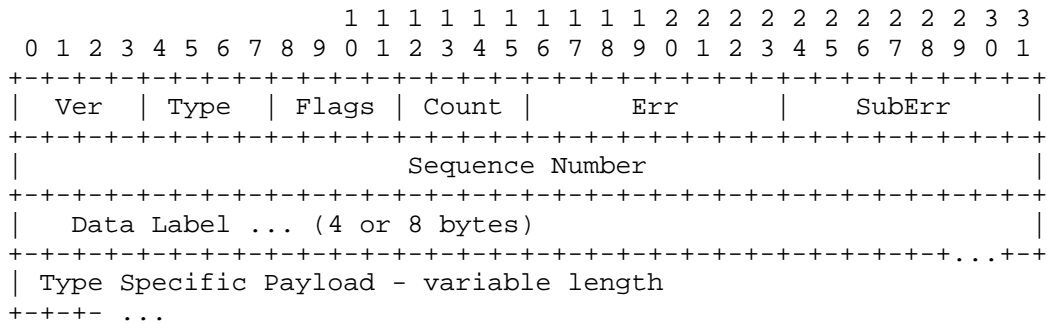
When Pull Directory support is provided by an edge RBridge to end stations, the messages used are as specified in Section 3.5.3 below. The edge RBridge MUST support TRILL ES-IS (Section 5) and advertises the Data Labels for which it offers this service to end stations by

setting the Pull Directory flag (PUL) to 1 in its Interested VLANs sub-TLV or Interested Labels sub-TLV (see Section 7.3) for that Data Label advertised through TRILL ES-IS.

3.5.3. Native Pull Directory Messages

The Pull Directory messages used between TRILL switches and end stations are native RBridge Channel messages [RFC7178]. These RBridge Channel messages use the same Channel Protocol number as the inter-RBridge Pull Directory RBridge Channel messages. The Outer.VLAN ID used is the TRILL ES-IS Designated VLAN (see Section 5) on the link to the end station. Since there is no TRILL Header or inner Data Label for native RBridge Channel messages, that information is added to the Pull Directory message header as specified below.

The protocol-dependent data part of the native RBridge Channel message is the same as for inter-RBridge Channel messages, except that the 8-byte header described in Section 3.1 is expanded to 12 or 16 bytes, as follows:



Fields other than the Data Label field are as defined in Section 3.1. The Data Label that normally appears right after the Inner.MacSA of the RBridge Channel Pull Directory message appears in the Data Label field of the Pull Directory message header in the native RBridge Channel message version. This Data Label appears in a native Query Message, to be reflected in a Response Message, or it might appear in a native Update to be reflected in an Acknowledge Message. Since the appropriate VLAN or FGL [RFC7172] Ethertype is included, the length of the Data Label can be determined from the first 2 bytes.

3.6. Pull Directory Message Errors

A non-zero Err field in the Pull Directory Response or Acknowledge Message header indicates an error message.

If there is an error that applies to an entire Query or Update Message or its header, as indicated by the range of the value of the Err field, then the QUERY Records probably were not even looked at by the Pull Directory server and would provide no additional information in the Response or Acknowledge Message. Therefore, the Records section of the response to a Query Message or Update Message is omitted, and the Count field is set to 0 in the Response or Acknowledge Message.

If errors occur at the QUERY Record level for a Query Message, they MUST be reported in a Response Message separate from the results of any successful non-erroneous QUERY Records. If multiple QUERY Records in a Query Message have different errors, they MUST be reported in separate Response Messages. If multiple QUERY Records in a Query Message have the same error, this error response MAY be reported in one or multiple Response Messages. In an error Response Message, the QUERY Record or Records being responded to appear, expanded by the Lifetime for which the server thinks the error might persist (usually $2^{16} - 1$, which indicates "indefinitely") and with their Index inserted, as the RESPONSE Record or Records.

If errors occur at the RESPONSE Record level for an Update Message, they MUST be reported in an Acknowledge Message separate from the acknowledgment of any non-erroneous RESPONSE Records. If multiple RESPONSE Records in an Update have different errors, they MUST be reported in separate Acknowledge Messages. If multiple RESPONSE Records in an Update Message have the same error, this error response MAY be reported in one or multiple Acknowledge Messages. In an error Acknowledge Message, the RESPONSE Record or Records being responded to appear, expanded by the time for which the server thinks the error might persist and with their Index inserted, as a RESPONSE Record or Records.

Err values 1 through 126 are available for encoding errors at the Request Message or Update Message level. Err values 128 through 254 are available for encoding errors at the QUERY Record or RESPONSE Record level. The SubErr field is available for providing more detail on errors. The meaning of a SubErr field value depends on the value of the Err field.

3.6.1. Error Codes

The following table lists error code values for the Err field, their meanings, and whether they apply at the message level or the record level.

Err	Level	Meaning
0	-	No Error
1	Message	Unknown or reserved Query Message field value
2	Message	Request Message/data too short
3	Message	Unknown or reserved Update Message field value
4	Message	Update Message/data too short
5-126	Message	Unassigned
127	-	Reserved
128	Record	Unknown or reserved QUERY Record field value
129	Record	QUERY Record truncated
130	Record	Address not found
131	Record	Unknown or reserved RESPONSE Record field value
132	Record	RESPONSE Record truncated
133-254	Record	Unassigned
255	-	Reserved

Note that some error codes are for overall message-level errors, while some are for errors in the repeating records that occur in messages.

3.6.2. Sub-errors under Error Codes 1 and 3

The following sub-errors are specified under error codes 1 and 3:

SubErr	Field with Error
0	Unspecified
1	Version not understood (see Section 3.1.1)
2	Unknown Type field value
3	Specified Data Label not being served
4-254	Unassigned
255	Reserved

3.6.3. Sub-errors under Error Codes 128 and 131

The following sub-errors are specified under error codes 128 and 131:

SubErr	Field with Error
0	Unspecified
1	Unknown AFN field value
2	Unknown or Reserved QTYPE field value
3	Invalid or inconsistent SIZE field value
4	Invalid frame for QTYPE 2 (other than SEND)
5	SEND frame sent as QTYPE 2
6	Invalid frame for QTYPE 5 (such as multicast MacDA)
7-254	Unassigned
255	Reserved

3.7. Additional Pull Details

A Pull Directory client MUST be able to detect, by tracking link-state changes, when a Pull Directory server is no longer accessible (data reachable [RFC7780] for the inter-RBridge case or TRILL ES-IS (Section 5) adjacent for the end-station-to-RBridge case) and MUST promptly discard all pull responses it is retaining from that server, as it can no longer receive cache consistency Update Messages from the server.

A secondary Pull Directory server is one that obtains its data from a primary directory server. See the discussion in Section 2.6 regarding the transfer of directory information from the primary server to the secondary server.

3.8. The "No Data" Flag

In the TRILL base protocol [RFC6325] as extended for FGL [RFC7172], the mere presence of any Interested VLANs sub-TLVs or Interested Labels sub-TLVs in the LSP of a TRILL switch indicates connection to end stations in the VLAN(s) or FGL(s) listed and thus a need to receive multi-destination traffic in those Data Labels. However, with Pull Directories, advertising that you are a directory server requires using these sub-TLVs to indicate the Data Label(s) you are serving.

If a directory server does not wish to receive multi-destination TRILL Data packets for the Data Labels it lists in one of the Interested VLANs or Interested Labels (FGLs) sub-TLVs (see Section 1.2), it sets the No Data (NOD) bit to 1 (see Section 7.3). This means that data on a distribution tree may be pruned so as not to reach the "No Data" TRILL switch as long as there are no TRILL

switches interested in the Data Label that are beyond the No Data TRILL switch on that distribution tree. The NOD bit is backward compatible, as TRILL switches ignorant of it will simply not prune when they could; this is safe, although it may cause increased link utilization by some TRILL switches sending multi-destination traffic where it is not needed.

Push Directories advertise themselves inside ESADI, which normally requires the ability to send and receive multi-destination TRILL Data packets but can be implemented with serial unicast.

An example of a TRILL switch serving as a directory that might not want multi-destination traffic in some Data Labels would be a TRILL switch that does not offer end-station service for any of the Data Labels for which it is serving as a directory and is

- a Pull Directory and/or
- a Push Directory for one or more Data Labels, where all of the ESADI traffic for those Data Labels will be handled by unicast ESADI [RFC7357].

A Push Directory MUST NOT set the NOD bit for a Data Label if it needs to communicate via multi-destination ESADI or RBridge Channel PDUs in that Data Label, since such PDUs look like TRILL Data packets to transit TRILL switches and are likely to be incorrectly pruned if the NOD bit was set.

3.9. Pull Directory Service Configuration

The following per-RBridge scalar configuration parameters are available for controlling Pull Directory service behavior. In addition, there is a configurable mapping, per Data Label, from the priority of a native frame being ingressed to the priority of any Pull Directory query it causes. The default mapping depends on the client strategy, as described in Section 4.

Name	Default	Section	Note Below
DirQueryTimeout	100 milliseconds	3.2.1	1
DirQueryRetries	3	3.2.1	1
DirGenQPriority	5	3.2.1	2
DirRespMaxPriority	6	3.2.2.1	3
DirUpdateDelay	50 milliseconds	3.3	
DirUpdatePriority	5	3.3.1	
DirUpdateTimeout	100 milliseconds	3.3.3	
DirUpdateRetries	3	3.3.3	
DirAckMaxPriority	5	3.3.2	4

Note 1: Pull Directory Query client timeout waiting for response and maximum number of retries.

Note 2: Priority for client-generated requests (such as a query to refresh cached information).

Note 3: Pull Directory Response Messages SHOULD NOT be sent with priority 7, as that priority SHOULD be reserved for messages critical to network connectivity.

Note 4: Pull Directory Acknowledge Messages SHOULD NOT be sent with priority 7, as that priority SHOULD be reserved for messages critical to network connectivity.

4. Directory Use Strategies and Push-Pull Hybrids

For some edge nodes that have a great number of Data Labels enabled, managing the MAC and Data Label <-> Edge RBridge mapping for hosts under all those Data Labels can be a challenge. This is especially true for data-center gateway nodes, which need to communicate with many, if not all, Data Labels.

For those edge TRILL switch nodes, a hybrid model should be considered. That is, the Push Model is used for some Data Labels or addresses within a Data Label, while the Pull Model is used for other Data Labels or addresses within a Data Label. The network operator decides, via configuration, which Data Labels' mapping entries are pushed down from directories and which Data Labels' mapping entries are pulled.

For example, assume a data center where hosts in specific Data Labels, say VLANs 1 through 100, communicate regularly with external peers. The mapping entries for those 100 VLANs should probably be pushed down to the data-center gateway routers. For hosts in other Data Labels that only communicate with external peers occasionally for management interfacing, the mapping entries for those VLANs should be pulled down from the directory when needed.

Similarly, within a Data Label, it could be that some addresses, such as the addresses of gateways, files, DNS, or database server hosts are commonly referenced by most other hosts but those other hosts, perhaps compute engines, are typically only referenced by a few hosts in that Data Label. In that case, the address information for the commonly referenced hosts could be pushed as an incomplete directory, while the addresses of the others are pulled when needed.

The mechanisms described in this document for Push and Pull Directory services make it easy to use Push for some Data Labels or addresses and Pull for others. In fact, different TRILL switches can even be configured so that some use Push Directory services and some use Pull Directory services for the same Data Label if both Push and Pull Directory services are available for that Data Label. Also, there can be Data Labels for which directory services are not used at all.

There are a wide variety of strategies that a TRILL switch can adopt for making use of directory assistance. A few suggestions are given below.

- Even if a TRILL switch will normally be operating with information from a complete Push Directory server, there will be a period of time when it first comes up before the information it holds is complete. Or, it could be that the only Push Directories that can push information to it are incomplete or that they are just starting and may not yet have pushed the entire directory. Thus, it is RECOMMENDED that all TRILL switches have a strategy for dealing with the situation where they do not have complete directory information. Examples are to send a Pull Directory query or to revert to the behavior described in [RFC6325].

- If a TRILL switch receives a native frame X resulting in seeking directory information, a choice needs to be made as to what to do if it does not already have the directory information it needs. In particular, it could (1) immediately flood the TRILL Data packet resulting from ingressing X in parallel with seeking the directory information, (2) flood that TRILL Data packet after a delay, if it fails to obtain the directory information, or (3) discard X if it fails to obtain the information. The choice might depend on the priority of frame X, since the higher that priority the more urgent the frame typically is, and the greater the probability of harm in delaying it. If a Pull Directory request is sent, it is RECOMMENDED that its priority be derived from the priority of frame X according to the table below; however, it SHOULD be possible, on a per-TRILL-switch basis, to configure the second two columns of this table.

Ingressed Priority	If Flooded Immediately	If Flooded After Delay
-----	-----	-----
7	5	6
6	5	6
5	4	5
4	3	4
3	2	3
2	0	2
0	1	0
1	1	1

Note: The odd-looking ordering of numbers towards the bottom of the columns above is because priority 1 is lower than priority zero. That is to say, the values in the first column are in priority order. They will look more logical if you think of "0" as being "1.5".

Priority 7 is normally only used for urgent messages critical to adjacency and so SHOULD NOT be the default for directory traffic. Unsolicited updates are sent with a priority that is configured per Data Label and that defaults to priority 5.

5. TRILL ES-IS

TRILL ES-IS (End System to Intermediate System) is a variation of TRILL IS-IS [RFC7176] [RFC7177] [RFC7780] designed to operate on a TRILL link among and between one or more TRILL switches and end stations on that link. TRILL ES-IS is analogous to the ISO/IEC ES-IS standard [ISO9542] but is implemented in a significantly different way as a variation of TRILL IS-IS, as specified in this section. Support of TRILL ES-IS is generally optional for both the TRILL

switches and the end stations on a link but may be required to support certain features. At the time of this writing, the only features requiring TRILL ES-IS are those listed in this section.

TRILL ES-IS

- o is useful for supporting Pull Directory hosting on, or use from, end stations (see Section 3.5),
- o is useful for supporting specialized end stations [DirAsstEncap] [SmartEN], and
- o may have additional future uses.

The advantages of TRILL ES-IS over simply making an "end station" be a TRILL switch include relieving the end station of having to maintain a copy of the core link-state database (LSPs) and of having to perform routing calculations or having the ability to forward traffic.

Except as provided below in this section, TRILL ES-IS PDUs and TLVs are the same as TRILL IS-IS PDUs and TLVs.

5.1. PDUs and System IDs

All TRILL ES-IS PDUs (except some MTU-probe and MTU-ack PDUs, which may be unicast) are multicast using the TRILL-ES-IS multicast MAC address (see Section 7.6). This use of a different multicast address assures that TRILL ES-IS and TRILL IS-IS PDUs will not be confused for one another.

Because end stations do not have IS-IS System IDs, TRILL ES-IS uses port MAC addresses in their place. This is convenient, since MAC addresses are 48-bit and almost all IS-IS implementations use 48-bit System IDs. Logically, TRILL IS-IS operates between the TRILL switches in a TRILL campus as identified by the System ID, while TRILL ES-IS operates between Ethernet ports on an Ethernet link (which may be a bridged LAN) as identified by the MAC address [RFC6325].

As System IDs of TRILL switches in a campus are required to be unique, so the MAC addresses of TRILL ES-IS ports on a link MUST be unique.

5.2. Adjacency, DRB Election, Port IDs, Hellos, and TLVs

TRILL ES-IS adjacency formation and Designated RBridge (DRB) election operate between the ports on the link as specified in [RFC7177] for a broadcast link. The DRB specifies an ES-IS Designated VLAN for the link. Adjacency determination, DRB election, and Designated VLANs as described in this section are distinct from TRILL IS-IS adjacency, DRB election, and Designated VLANs.

Although the "Report state" [RFC7177] exists for TRILL ES-IS adjacencies, such adjacencies are only reported in TRILL ES-IS LSPs, not in any TRILL IS-IS LSPs.

End stations supporting TRILL ES-IS MUST assign a unique Port ID to each of their TRILL ES-IS ports; the Port ID appears in the TRILL ES-IS Hellos they send.

TRILL ES-IS has nothing to do with Appointed Forwarders. The Appointed Forwarders sub-TLV and the VLANs Appointed sub-TLV [RFC7176] are not used and SHOULD NOT be sent in TRILL ES-IS; if such a sub-TLV is received in TRILL ES-IS, it is ignored. (The Appointed Forwarders on a link are determined as specified in [RFC8139], using TRILL IS-IS.)

Although some of the ports sending TRILL ES-IS PDUs are on end stations and thus not on routers (TRILL switches), they nevertheless may make use of the Router CAPABILITY (#242) [RFC7981] and MT-Capability (#144) [RFC6329] IS-IS TLVs to indicate capabilities as specified in [RFC7176].

TRILL ES-IS Hellos are like TRILL IS-IS Hellos, but note the following: in the Special VLANs and Flags sub-TLV [RFC7176], any TRILL switches advertise a nickname they own, but for end stations, that field MUST be sent as zero and ignored on receipt. In addition, in the Special VLANs and Flags sub-TLV (Section 2.2.1 of [RFC7176]) in a TRILL ES-IS Hello, the AF and TR flag bits MUST be sent as zero, the AC flag bit MUST be sent as one (1), and all three are ignored on receipt.

5.3. Link State

The only link-state transmission and synchronization that occur in TRILL ES-IS are for E-L1CS (Extended Level 1 Circuit Scope) PDUs [RFC7356]. In particular, the end-station Ethernet ports supporting TRILL ES-IS do not support the core TRILL IS-IS LSPs and do not support E-L1FS (Extended Level 1 Flooding Scope) LSPs [RFC7780] (or the CSNPs or PSNPs (Partial Sequence Number PDUs) [RFC7356] corresponding to either of them). TLVs and sub-TLVs that would otherwise be sent in TRILL IS-IS LSPs or E-L1FS LSPs are instead sent in E-L1CS LSPs.

6. Security Considerations

For general TRILL security considerations, see [RFC6325].

6.1. Directory Information Security

Incorrect directory information can result in a variety of security threats, including those listed below. Directory servers therefore need to take care to implement and enforce access control policies that are not overly permissive.

- o Incorrect directory mappings can result in data being delivered to the wrong end stations, or set of end stations in the case of multi-destination packets, violating security policy.
- o Missing, incorrect, or inaccessible directory data can result in denial of service due to sending data packets to black holes or discarding data on ingress due to incorrect information that their destinations are not reachable or that their source addresses are forged.

For these reasons, whatever server or end station the directory information resides on, it needs to be protected from unauthorized modification. Parties authorized to modify directory data can violate availability and integrity policies.

6.2. Directory Confidentiality and Privacy

In implementations of the base TRILL protocol [RFC6325] [RFC7780], RBridges deal almost exclusively with MAC addresses. The use of directories to map to/from IP addresses means that RBridges deal more actively with IP addresses as well. But RBridges in any case would be exposed to plain-text ARP/ND/SEND/IP traffic and so can see all this addressing metadata. So, this more-explicit dealing with IP addresses has little effect on the privacy of end-station traffic.

Parties authorized to read directory data can violate privacy policies for such data.

6.3. Directory Message Security Considerations

Push Directory data is distributed through ESADI-LSPs [RFC7357]. ESADI is built on IS-IS, and such data can thus be authenticated with the widely implemented and deployed IS-IS PDU security. This mechanism provides authentication and integrity protection. See [RFC5304], [RFC5310], and the Security Considerations section of [RFC7357].

Pull Directory queries and responses are transmitted as RBridge-to-RBridge or native RBridge Channel messages [RFC7178]. Such messages can be secured by the mechanisms specified in [RFC7978]. These mechanisms can provide authentication and confidentiality protection. At the time of this writing, these security mechanisms are believed to be less widely implemented than IS-IS security.

7. IANA Considerations

7.1. ESADI-Parameter Data Extensions

IANA has created a subregistry in the "TRILL Parameters" registry as follows:

Subregistry: ESADI-Parameter APPsub-TLV Flag Bits
 Registration Procedure(s): Standards Action
 References: [RFC7357] [RFC8171]

Bit	Mnemonic	Description	Reference
0	UN	Supports Unicast ESADI	ESADI [RFC7357]
1-2	PDSS	Push Directory Server Status	[RFC8171]
3-7	-	Unassigned	

In addition, the ESADI-Parameter APPsub-TLV is optionally extended, as provided in its original specification in ESADI [RFC7357], by 1 byte as shown below. Therefore, [RFC8171] has also been added as a second reference to the ESADI-Parameter APPsub-TLV in the "TRILL APPsub-TLV Types under IS-IS TLV 251 Application Identifier 1" registry.


```

+-----+
| Type           | (1 byte)
+-----+
| Length        | (1 byte)
+-----+
|R| Priority     | (1 byte)
+-----+
| CSNP Time     | (1 byte)
+-----+
| Flags         | (1 byte)
+-----+
|PushDirPriority| (optional, 1 byte)
+-----+
| Reserved for  | (variable)
| expansion    |
+-----+
+-----+...

```

The meanings of all the fields are as specified in ESADI [RFC7357], except that the added PushDirPriority is the priority of the advertising ESADI instance to be a Push Directory as described in Section 2.3. If the PushDirPriority field is not present (Length = 3), it is treated as if it were 0x3F. 0x3F is also the value used and placed here by a TRILL switch whose priority to be a Push Directory has not been configured.

7.2. RBridge Channel Protocol Numbers

IANA has assigned a new RBridge Channel Protocol number (0x005) from the range assignable by Standards Action [RFC5226] and updated the subregistry accordingly in the "TRILL Parameters" registry. The description is "Pull Directory Services". The reference is [RFC8171].

7.3. The Pull Directory (PUL) and No Data (NOD) Bits

IANA has assigned a previously reserved bit in the Interested VLANs field of the Interested VLANs sub-TLV and the Interested Labels field of the Interested Labels sub-TLV [RFC7176] to indicate a Pull Directory server (PUL). This bit has been added, with this document as a reference, to the "Interested VLANs Flag Bits" and "Interested Labels Flag Bits" subregistries created by [RFC7357], as shown below.

IANA has assigned a previously reserved bit in the Interested VLANs field of the Interested VLANs sub-TLV and the Interested Labels field of the Interested Labels sub-TLV [RFC7176] to indicate No Data (NOD) (see Section 3.8). This bit has been added, with this document as a reference, to the "Interested VLANs Flag Bits" and "Interested Labels Flag Bits" subregistries created by [RFC7357], as shown below.

The bits are as follows:

Registry: Interested VLANs Flag Bits

Bit	Mnemonic	Description	Reference
18	PUL	Pull Directory	[RFC8171]
19	NOD	No Data	[RFC8171]

Registry: Interested Labels Flag Bits

Bit	Mnemonic	Description	Reference
6	PUL	Pull Directory	[RFC8171]
7	NOD	No Data	[RFC8171]

7.4. TRILL Pull Directory QTYPEs

IANA has created a new registry as follows:

Name: TRILL Pull Directory Query Types (QTYPEs)
 Registration Procedure(s): IETF Review
 Reference: [RFC8171]
 Initial contents as in Section 3.2.1.

7.5. Pull Directory Error Code Registries

IANA has created a new registry and two new indented subregistries as follows:

Registry

Name: TRILL Pull Directory Errors
 Registration Procedure(s): IETF Review
 Reference: [RFC8171]

Initial contents as in Section 3.6.1.

Subregistry

Name: Sub-codes for TRILL Pull Directory Errors 1 and 3
Registration Procedure(s): Expert Review
Reference: [RFC8171]

Initial contents as in Section 3.6.2.

Subregistry

Name: Sub-codes for TRILL Pull Directory Errors 128 and 131
Registration Procedure(s): Expert Review
Reference: [RFC8171]

Initial contents as in Section 3.6.3.

7.6. TRILL-ES-IS MAC Address

IANA has assigned a TRILL multicast MAC address (01-80-C2-00-00-47) from the "TRILL Multicast Addresses" registry. The description is "TRILL-ES-IS". The reference is [RFC8171].

8. References

8.1. Normative References

- [RFC826] Plummer, D., "Ethernet Address Resolution Protocol: Or Converting Network Protocol Addresses to 48.bit Ethernet Address for Transmission on Ethernet Hardware", STD 37, RFC 826, DOI 10.17487/RFC0826, November 1982, <<http://www.rfc-editor.org/info/rfc826>>.
- [RFC903] Finlayson, R., Mann, T., Mogul, J., and M. Theimer, "A Reverse Address Resolution Protocol", STD 38, RFC 903, DOI 10.17487/RFC0903, June 1984, <<http://www.rfc-editor.org/info/rfc903>>.
- [RFC2119] Bradner, S., "Key words for use in RFCs to Indicate Requirement Levels", BCP 14, RFC 2119, DOI 10.17487/RFC2119, March 1997, <<http://www.rfc-editor.org/info/rfc2119>>.
- [RFC3971] Arkko, J., Ed., Kempf, J., Zill, B., and P. Nikander, "SEcure Neighbor Discovery (SEND)", RFC 3971, DOI 10.17487/RFC3971, March 2005, <<http://www.rfc-editor.org/info/rfc3971>>.

- [RFC4861] Narten, T., Nordmark, E., Simpson, W., and H. Soliman, "Neighbor Discovery for IP version 6 (IPv6)", RFC 4861, DOI 10.17487/RFC4861, September 2007, <<http://www.rfc-editor.org/info/rfc4861>>.
- [RFC5304] Li, T. and R. Atkinson, "IS-IS Cryptographic Authentication", RFC 5304, DOI 10.17487/RFC5304, October 2008, <<http://www.rfc-editor.org/info/rfc5304>>.
- [RFC5310] Bhatia, M., Manral, V., Li, T., Atkinson, R., White, R., and M. Fanto, "IS-IS Generic Cryptographic Authentication", RFC 5310, DOI 10.17487/RFC5310, February 2009, <<http://www.rfc-editor.org/info/rfc5310>>.
- [RFC6165] Banerjee, A. and D. Ward, "Extensions to IS-IS for Layer-2 Systems", RFC 6165, DOI 10.17487/RFC6165, April 2011, <<http://www.rfc-editor.org/info/rfc6165>>.
- [RFC6325] Perlman, R., Eastlake 3rd, D., Dutt, D., Gai, S., and A. Ghanwani, "Routing Bridges (R Bridges): Base Protocol Specification", RFC 6325, DOI 10.17487/RFC6325, July 2011, <<http://www.rfc-editor.org/info/rfc6325>>.
- [RFC6329] Fedyk, D., Ed., Ashwood-Smith, P., Ed., Allan, D., Bragg, A., and P. Unbehagen, "IS-IS Extensions Supporting IEEE 802.laq Shortest Path Bridging", RFC 6329, DOI 10.17487/RFC6329, April 2012, <<http://www.rfc-editor.org/info/rfc6329>>.
- [RFC7042] Eastlake 3rd, D. and J. Abley, "IANA Considerations and IETF Protocol and Documentation Usage for IEEE 802 Parameters", BCP 141, RFC 7042, DOI 10.17487/RFC7042, October 2013, <<http://www.rfc-editor.org/info/rfc7042>>.
- [RFC7172] Eastlake 3rd, D., Zhang, M., Agarwal, P., Perlman, R., and D. Dutt, "Transparent Interconnection of Lots of Links (TRILL): Fine-Grained Labeling", RFC 7172, DOI 10.17487/RFC7172, May 2014, <<http://www.rfc-editor.org/info/rfc7172>>.
- [RFC7176] Eastlake 3rd, D., Senevirathne, T., Ghanwani, A., Dutt, D., and A. Banerjee, "Transparent Interconnection of Lots of Links (TRILL) Use of IS-IS", RFC 7176, DOI 10.17487/RFC7176, May 2014, <<http://www.rfc-editor.org/info/rfc7176>>.

- [RFC7177] Eastlake 3rd, D., Perlman, R., Ghanwani, A., Yang, H., and V. Manral, "Transparent Interconnection of Lots of Links (TRILL): Adjacency", RFC 7177, DOI 10.17487/RFC7177, May 2014, <<http://www.rfc-editor.org/info/rfc7177>>.
- [RFC7178] Eastlake 3rd, D., Manral, V., Li, Y., Aldrin, S., and D. Ward, "Transparent Interconnection of Lots of Links (TRILL): RBridge Channel Support", RFC 7178, DOI 10.17487/RFC7178, May 2014, <<http://www.rfc-editor.org/info/rfc7178>>.
- [RFC7356] Ginsberg, L., Previdi, S., and Y. Yang, "IS-IS Flooding Scope Link State PDUs (LSPs)", RFC 7356, DOI 10.17487/RFC7356, September 2014, <<http://www.rfc-editor.org/info/rfc7356>>.
- [RFC7357] Zhai, H., Hu, F., Perlman, R., Eastlake 3rd, D., and O. Stokes, "Transparent Interconnection of Lots of Links (TRILL): End Station Address Distribution Information (ESADI) Protocol", RFC 7357, DOI 10.17487/RFC7357, September 2014, <<http://www.rfc-editor.org/info/rfc7357>>.
- [RFC7780] Eastlake 3rd, D., Zhang, M., Perlman, R., Banerjee, A., Ghanwani, A., and S. Gupta, "Transparent Interconnection of Lots of Links (TRILL): Clarifications, Corrections, and Updates", RFC 7780, DOI 10.17487/RFC7780, February 2016, <<http://www.rfc-editor.org/info/rfc7780>>.
- [RFC7961] Eastlake 3rd, D. and L. Yizhou, "Transparent Interconnection of Lots of Links (TRILL): Interface Addresses APPsub-TLV", RFC 7961, DOI 10.17487/RFC7961, August 2016, <<http://www.rfc-editor.org/info/rfc7961>>.
- [RFC7981] Ginsberg, L., Previdi, S., and M. Chen, "IS-IS Extensions for Advertising Router Information", RFC 7981, DOI 10.17487/RFC7981, October 2016, <<http://www.rfc-editor.org/info/rfc7981>>.
- [RFC8139] Eastlake 3rd, D., Li, Y., Umair, M., Banerjee, A., and F. Hu, "Transparent Interconnection of Lots of Links (TRILL): Appointed Forwarders", RFC 8139, DOI 10.17487/RFC7961, June 2017, <<http://www.rfc-editor.org/info/rfc8139>>.
- [RFC8174] Leiba, B., "Ambiguity of Uppercase vs Lowercase in RFC 2119 Key Words", BCP 14, RFC 8174, DOI 10.17487/RFC8174, May 2017, <<http://www.rfc-editor.org/info/rfc8174>>.

8.2. Informative References

- [RFC5226] Narten, T. and H. Alvestrand, "Guidelines for Writing an IANA Considerations Section in RFCs", BCP 26, RFC 5226, DOI 10.17487/RFC5226, May 2008, <<http://www.rfc-editor.org/info/rfc5226>>.
- [RFC7067] Dunbar, L., Eastlake 3rd, D., Perlman, R., and I. Gashinsky, "Directory Assistance Problem and High-Level Design Proposal", RFC 7067, DOI 10.17487/RFC7067, November 2013, <<http://www.rfc-editor.org/info/rfc7067>>.
- [RFC7978] Eastlake 3rd, D., Umair, M., and Y. Li, "Transparent Interconnection of Lots of Links (TRILL): RBridge Channel Header Extension", RFC 7978, DOI 10.17487/RFC7978, September 2016, <<http://www.rfc-editor.org/info/rfc7978>>.
- [ARPNP] Li, Y., Eastlake 3rd, D., Dunbar, L., Perlman, R., and M. Umair, "TRILL: ARP/ND Optimization", Work in Progress, draft-ietf-trill-arp-optimization-08, April 2017.
- [DirAsstEncap] Dunbar, L., Eastlake 3rd, D., and R. Perlman, "Directory Assisted TRILL Encapsulation", Work in Progress, draft-ietf-trill-directory-assisted-encap-05, May 2017.
- [ISO9542] ISO 9542:1988, "Information processing systems -- Telecommunications and information exchange between systems -- End system to Intermediate system routing exchange protocol for use in conjunction with the Protocol for providing the connectionless-mode network service (ISO 8473)", August 1988.
- [SmartEN] Perlman, R., Hu, F., Eastlake 3rd, D., Krupakaran, K., and T. Liao, "TRILL Smart Endnodes", Work in Progress, draft-ietf-trill-smart-endnodes-05, February 2017.
- [X.233] International Telecommunication Union, ITU-T Recommendation X.233: "Information technology - Protocol for providing the connectionless-mode network service: Protocol specification", August 1997, <<https://www.itu.int/rec/T-REC-X.233/en>>.

Acknowledgments

The contributions of the following persons are gratefully acknowledged:

Amanda Baber, Matthew Bocci, Alissa Cooper, Stephen Farrell, Daniel Franke, Igor Gashinsky, Joel Halpern, Susan Hares, Alexey Melnikov, Gayle Noble, and Tianran Zhou.

Authors' Addresses

Donald Eastlake 3rd
Huawei Technologies
155 Beaver Street
Milford, MA 01757
United States of America
Phone: +1-508-333-2270
Email: d3e3e3@gmail.com

Linda Dunbar
Huawei Technologies
5430 Legacy Drive, Suite #175
Plano, TX 75024
United States of America
Phone: +1-469-277-5840
Email: ldunbar@huawei.com

Radia Perlman
EMC
2010 256th Avenue NE, #200
Bellevue, WA 98007
United States of America
Email: Radia@alum.mit.edu

Yizhou Li
Huawei Technologies
101 Software Avenue
Nanjing 210012
China
Phone: +86-25-56622310
Email: liyizhou@huawei.com

