

Internet Engineering Task Force (IETF)
Request for Comments: 8163
Category: Standards Track
ISSN: 2070-1721

K. Lynn, Ed.
Verizon Labs
J. Martocci
Johnson Controls
C. Neilson
Delta Controls
S. Donaldson
Honeywell
May 2017

Transmission of IPv6 over Master-Slave/Token-Passing (MS/TP) Networks

Abstract

Master-Slave/Token-Passing (MS/TP) is a medium access control method for the RS-485 physical layer and is used primarily in building automation networks. This specification defines the frame format for transmission of IPv6 packets and the method of forming link-local and statelessly autoconfigured IPv6 addresses on MS/TP networks.

Status of This Memo

This is an Internet Standards Track document.

This document is a product of the Internet Engineering Task Force (IETF). It represents the consensus of the IETF community. It has received public review and has been approved for publication by the Internet Engineering Steering Group (IESG). Further information on Internet Standards is available in Section 2 of RFC 7841.

Information about the current status of this document, any errata, and how to provide feedback on it may be obtained at <http://www.rfc-editor.org/info/rfc8163>.

Copyright Notice

Copyright (c) 2017 IETF Trust and the persons identified as the document authors. All rights reserved.

This document is subject to BCP 78 and the IETF Trust's Legal Provisions Relating to IETF Documents (<http://trustee.ietf.org/license-info>) in effect on the date of publication of this document. Please review these documents carefully, as they describe your rights and restrictions with respect to this document. Code Components extracted from this document must include Simplified BSD License text as described in Section 4.e of the Trust Legal Provisions and are provided without warranty as described in the Simplified BSD License.

Table of Contents

1. Introduction	3
2. Profile for IPv6 over MS/TP	6
3. Addressing Modes	7
4. Maximum Transmission Unit (MTU)	8
5. LoBAC Adaptation Layer	8
6. Stateless Address Autoconfiguration	9
7. IPv6 Link-Local Address	10
8. Unicast Address Mapping	10
9. Multicast Address Mapping	11
10. Header Compression	11
11. IANA Considerations	11
12. Security Considerations	12
13. References	12
Appendix A. Abstract MAC Interface	15
Appendix B. Consistent Overhead Byte Stuffing (COBS)	17
Appendix C. Encoded CRC-32K (CRC32K)	20
Appendix D. Example 6LoBAC Frame Decode	22
Acknowledgements	27
Authors' Addresses	27

1. Introduction

Master-Slave/Token-Passing (MS/TP) is a Medium Access Control (MAC) protocol for the RS-485 [TIA-485-A] physical layer and is used primarily in building automation networks. This specification defines the frame format for transmission of IPv6 [RFC2460] packets and the method of forming link-local and statelessly autoconfigured IPv6 addresses on MS/TP networks. The general approach is to adapt elements of the 6LoWPAN specifications ([RFC4944], [RFC6282], and [RFC6775]) to constrained wired networks, as noted below.

An MS/TP device is typically based on a low-cost microcontroller with limited processing power and memory. These constraints, together with low data rates and a small MAC address space, are similar to those faced in 6LoWPAN networks. MS/TP differs significantly from 6LoWPAN in at least three respects: a) MS/TP devices are typically mains powered, b) all MS/TP devices on a segment can communicate directly so there are no hidden node or mesh routing issues, and c) the latest MS/TP specification provides support for large payloads, eliminating the need for fragmentation and reassembly below IPv6.

The following sections provide a brief overview of MS/TP and then describe how to form IPv6 addresses and encapsulate IPv6 packets in MS/TP frames. This specification (subsequently referred to as "6LoBAC") includes a REQUIRED header compression mechanism that is based on LOWPAN_IPHC [RFC6282] and improves MS/TP link utilization.

1.1. Requirements Language

The key words "MUST", "MUST NOT", "REQUIRED", "SHALL", "SHALL NOT", "SHOULD", "SHOULD NOT", "RECOMMENDED", "MAY", and "OPTIONAL" in this document are to be interpreted as described in [RFC2119].

1.2. Abbreviations Used

ASHRAE: American Society of Heating, Refrigerating, and Air-Conditioning Engineers <<http://www.ashrae.org>>

BACnet: An ISO/ANSI/ASHRAE Standard Data Communication Protocol for Building Automation and Control Networks

CRC: Cyclic Redundancy Code

MAC: Medium Access Control

MSDU: MAC Service Data Unit (MAC client data)

MTU: Maximum Transmission Unit; the size of the largest data unit at the network-layer protocol that can be communicated in a single network transaction

UART: Universal Asynchronous Transmitter/Receiver

1.3. MS/TP Overview

This section provides a brief overview of MS/TP, as specified in Clause 9 of the ANSI/ASHRAE Standard 135-2016 [BACnet]. The latest version of [BACnet] integrates changes to legacy MS/TP (approved as [Addendum_an]) that provide support for larger frame sizes and improved error handling. [BACnet], Clause 9 also covers physical-layer deployment options.

MS/TP is designed to enable multidrop networks over shielded twisted pair wiring. It can support network segments up to 1000 meters in length at a data rate of 115.2 kbit/s or segments up to 1200 meters in length at lower bit rates. An MS/TP interface requires only a UART, an RS-485 [TIA-485-A] transceiver with a driver that can be disabled, and a 5 ms resolution timer. The MS/TP MAC is typically implemented in software.

The differential signaling used by [TIA-485-A] requires a contention-free MAC. MS/TP uses a token to control access to a multidrop bus. Only an MS/TP master node can initiate the unsolicited transfer of data, and only when it holds the token. After sending at most a configured maximum number of data frames, a master node passes the token to the next master node (as determined by the MAC address). If present on the link, legacy MS/TP implementations (including any slave nodes) ignore the frame format defined in this specification.

[BACnet], Clause 9 defines a range of Frame Type values used to designate frames that contain Data and Data CRC fields encoded using Consistent Overhead Byte Stuffing [COBS] (see Appendix B). The purpose of COBS encoding is to eliminate preamble sequences from the Encoded Data and Encoded CRC-32K fields. The Encoded Data field is covered by a 32-bit CRC [CRC32K] (see Appendix C) that is also COBS encoded.

MS/TP COBS-encoded frames have the following format:

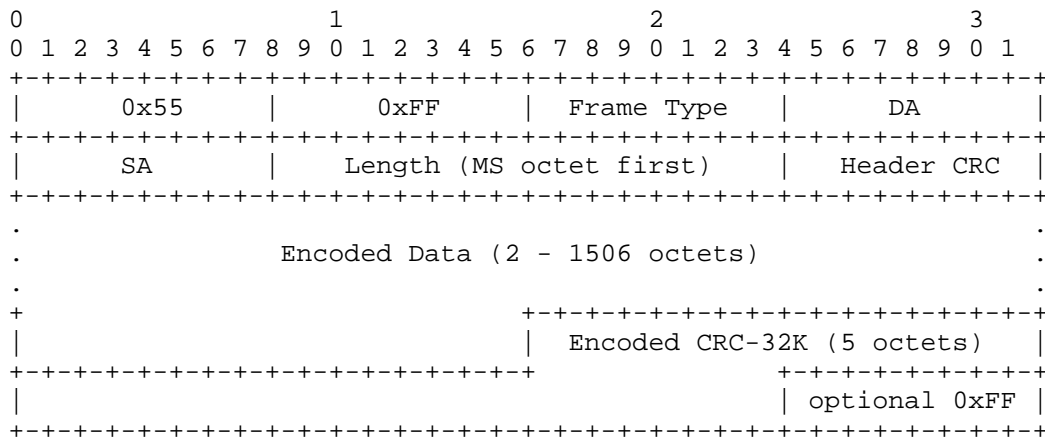


Figure 1: MS/TP COBS-Encoded Frame Format

MS/TP COBS-encoded frame fields are defined as follows:

Preamble	two octet preamble: 0x55, 0xFF
Frame Type	one octet
Destination Address	one octet address
Source Address	one octet address
Length	two octets, most significant octet first
Header CRC	one octet
Encoded Data	2 - 1506 octets (see Section 4 and Appendix B)
Encoded CRC-32K	five octets (see Appendix C)
(pad)	(optional) at most one octet of trailer: 0xFF

The Frame Type is used to distinguish between different types of MAC frames. The types relevant to this specification (in decimal) are:

- 0 Token
- 1 Poll For Master
- 2 Reply To Poll For Master
- 3 Test_Request
- 4 Test_Response
- ...
- 34 IPv6 over MS/TP (LoBAC) Encapsulation

Frame Types 8 - 31 and 35 - 127 are reserved for assignment by ASHRAE. Frame Types 32 - 127 designate COBS-encoded frames that convey Encoded Data and Encoded CRC-32K fields. See Section 2 for additional details.

The Destination and Source Addresses are each one octet in length. See Section 3 for additional details.

For COBS-encoded frames, the Length field indicates the size of the [COBS] Encoded Data field in octets, plus three. (This adjustment is required in order for legacy MS/TP devices to ignore COBS-encoded frames.) See Section 4 and the Appendices for additional details.

The Header CRC field covers the Frame Type, Destination Address, Source Address, and Length fields. The Header CRC generation and check procedures are specified in [BACnet], Annex G.1.

Use of the optional 0xFF trailer octet is discussed in [BACnet], Clause 9.

1.4. Goals and Constraints

The main goals of this specification are a) to enable IPv6 directly on wired end devices in building automation and control networks by leveraging existing standards to the greatest extent possible, and b) to co-exist with legacy MS/TP implementations. Co-existence allows MS/TP networks to be incrementally upgraded to support IPv6.

In order to co-exist with legacy devices, no changes are permitted to the MS/TP addressing modes, frame header format, control frames, or Master Node state machine as specified in [BACnet], Clause 9.

2. Profile for IPv6 over MS/TP

ASHRAE has assigned an MS/TP Frame Type value of 34 to indicate IPv6 over MS/TP (LoBAC) Encapsulation. This falls within the range of values that designate COBS-encoded data frames.

2.1. Mandatory Features

[BACnet], Clause 9 specifies mandatory-to-implement features of MS/TP devices. For example, it is mandatory that all MS/TP nodes respond to a Test_Request with a Test_Response frame. All MS/TP master nodes must implement the Master Node state machine and handle Token, Poll For Master, and Reply To Poll For Master control frames. 6LoBAC nodes are MS/TP master nodes that implement a Receive Frame state machine capable of handling COBS-encoded frames.

6LoBAC nodes must support a data rate of 115.2 kbit/s and may support lower data rates as specified in [BACnet], Clause 9. The method of selecting the data rate is outside the scope of this specification.

2.2. Configuration Constants

The following constants are used by the Receive Frame state machine.

Nmin_COBS_length The minimum valid Length value of any LoBAC-encapsulated frame: 5

Nmax_COBS_length The maximum valid Length value of any LoBAC-encapsulated frame: 1509

2.3. Configuration Parameters

The following parameters are used by the Master Node state machine.

Nmax_info_frames The default maximum number of information frames the node may send before it must pass the token: 1

Nmax_master The default highest allowable address for master nodes: 127

The mechanisms for setting parameters or monitoring MS/TP performance are outside the scope of this specification.

3. Addressing Modes

MS/TP node (MAC) addresses are one octet in length and are assigned dynamically. The method of assigning MAC addresses is outside the scope of this specification. However, each MS/TP node on the link MUST have a unique address in order to ensure correct MAC operation.

[BACnet], Clause 9 specifies that addresses 0 through 127 are valid for master nodes. The method specified in Section 6 for creating a MAC-address-derived Interface Identifier (IID) ensures that an IID of all zeros can never be generated.

A Destination Address of 255 (all nodes) indicates a MAC-layer broadcast. MS/TP does not support multicast; therefore, all IPv6 multicast packets MUST be broadcast at the MAC layer and filtered at the IPv6 layer. A Source Address of 255 MUST NOT be used.

Hosts learn IPv6 prefixes via router advertisements according to [RFC4861].

4. Maximum Transmission Unit (MTU)

Upon transmission, the network-layer MTU is formatted according to Section 5 and becomes the MAC service data unit (MSDU). The MSDU is then COBS encoded by MS/TP. Upon reception, the steps are reversed. [BACnet], Clause 9 supports MSDUs up to 2032 octets in length.

IPv6 [RFC2460] requires that every link in an internet have an MTU of 1280 octets or greater. Additionally, a node must be able to accept a fragmented packet that, after reassembly, is as large as 1500 octets. This specification defines an MTU length of at least 1280 octets and at most 1500 octets. Support for an MTU length of 1500 octets is RECOMMENDED.

5. LoBAC Adaptation Layer

This section specifies an adaptation layer to support compressed IPv6 headers as specified in Section 10. IPv6 header compression MUST be implemented on all 6LoBAC nodes. Implementations MAY also support Generic Header Compression [RFC7400] for transport layer headers.

The LoBAC encapsulation format defined in this section describes the MSDU of an IPv6 over MS/TP frame. The LoBAC payload (i.e., an IPv6 packet) follows an encapsulation header stack. LoBAC is a subset of the LoWPAN encapsulation defined in [RFC4944], as updated by [RFC6282], so the use of "LOWPAN" in literals below is intentional. The primary difference between LoWPAN and LoBAC encapsulation is omission of the Mesh, Broadcast, Fragmentation, and LOWPAN_HC1 headers in the latter.

All LoBAC-encapsulated datagrams transmitted over MS/TP are prefixed by an encapsulation header stack consisting of a Dispatch value followed by zero or more header fields. The only sequence currently defined for LoBAC is the LOWPAN_IPHC header followed by payload, as shown below:

```

+-----+-----+-----+-----+
| IPHC Dispatch | IPHC Header | Payload |
+-----+-----+-----+-----+

```

Figure 2: A LoBAC-Encapsulated LOWPAN_IPHC Compressed IPv6 Datagram

The Dispatch value is treated as an unstructured namespace. Only a single pattern is used to represent current LoBAC functionality.

Pattern	Header Type
01 1xxxxx	LOWPAN_IPHC - LOWPAN_IPHC compressed IPv6 [RFC6282]

Figure 3: LoBAC Dispatch Value Bit Pattern

Other IANA-assigned 6LoWPAN Dispatch values do not apply to 6LoBAC unless otherwise specified.

6. Stateless Address Autoconfiguration

This section defines how to obtain an IPv6 Interface Identifier. This specification distinguishes between two types of IIDs, MAC-address-derived and semantically opaque.

A MAC-address-derived IID is the RECOMMENDED type for use in forming a link-local address, as it affords the most efficient header compression provided by the LOWPAN_IPHC [RFC6282] format specified in Section 10. The general procedure for creating a MAC-address-derived IID is described in Appendix A of [RFC4291], "Creating Modified EUI-64 Format Interface Identifiers", as updated by [RFC7136].

The Interface Identifier for link-local addresses SHOULD be formed by concatenating the node's 8-bit MS/TP MAC address to the seven octets 0x00, 0x00, 0x00, 0xFF, 0xFE, 0x00, and 0x00. For example, an MS/TP MAC address of hexadecimal value 0x4F results in the following IID:

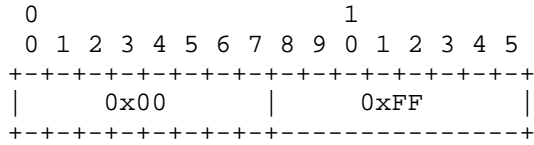
0	1 1	3 3	4 4	6
0	5 6	1 2	7 8	3
+-----+-----+-----+-----+-----+				
0000000000000000 0000000011111111 1111111000000000 0000000001001111				
+-----+-----+-----+-----+-----+				

A semantically opaque IID having 64 bits of entropy is RECOMMENDED for each globally scoped address and MAY be locally generated according to one of the methods cited in Section 12. A node that generates a 64-bit semantically opaque IID MUST register the IID with its local router(s) by sending a Neighbor Solicitation (NS) message with the Address Registration Option (ARO) and process Neighbor Advertisements (NAs) according to [RFC6775].

An IPv6 address prefix used for stateless autoconfiguration [RFC4862] of an MS/TP interface MUST have a length of 64 bits.

9. Multicast Address Mapping

All IPv6 multicast packets MUST be sent to MS/TP Destination Address 255 (broadcast) and filtered at the IPv6 layer. When represented as a 16-bit address in a compressed header (see Section 10), it MUST be formed by padding on the left with a zero octet:



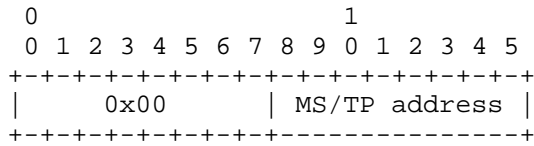
10. Header Compression

6LoBAC REQUIRES LOWPAN_IPHC IPv6 compression, which is specified in [RFC6282] and included herein by reference. This section will simply identify substitutions that should be made when interpreting the text of [RFC6282].

In general, the following substitutions should be made:

- Replace instances of "6LoWPAN" with "MS/TP network"
- Replace instances of "IEEE 802.15.4 address" with "MS/TP address"

When a 16-bit address is called for (i.e., an IEEE 802.15.4 "short address"), it MUST be formed by padding the MS/TP address to the left with a zero octet:



If LOWPAN_IPHC compression [RFC6282] is used with context, the router(s) directly attached to the MS/TP segment MUST disseminate the 6LoWPAN Context Option (6CO) according to Section 7.2 of [RFC6775].

11. IANA Considerations

This document uses values previously reserved by [RFC4944] and [RFC6282]; it does not require any IANA actions.

12. Security Considerations

See [RFC8065] for a general discussion of privacy threats faced by constrained nodes.

[RFC8065] makes a distinction between "stable" and "temporary" addresses. The former are long-lived and typically advertised by servers. The latter are typically used by clients and SHOULD be changed frequently to mitigate correlation of activities over time. Nodes that engage in both activities SHOULD support simultaneous use of multiple addresses per device.

Globally scoped addresses that contain MAC-address-derived IIDs may expose a network to address-scanning attacks. For this reason, it is RECOMMENDED that a 64-bit semantically opaque IID be generated for each globally scoped address in use according to, for example, [RFC3315], [RFC3972], [RFC4941], [RFC5535], or [RFC7217].

13. References

13.1. Normative References

- [BACnet] ASHRAE, "BACnet-A Data Communication Protocol for Building Automation and Control Networks", ANSI/ASHRAE Standard 135-2016, January 2016, <http://www.techstreet.com/ashrae/standards/ashrae-135-2016?product_id=1918140#jumps>.
- [RFC2119] Bradner, S., "Key words for use in RFCs to Indicate Requirement Levels", BCP 14, RFC 2119, DOI 10.17487/RFC2119, March 1997, <<http://www.rfc-editor.org/info/rfc2119>>.
- [RFC2460] Deering, S. and R. Hinden, "Internet Protocol, Version 6 (IPv6) Specification", RFC 2460, DOI 10.17487/RFC2460, December 1998, <<http://www.rfc-editor.org/info/rfc2460>>.
- [RFC3315] Droms, R., Ed., Bound, J., Volz, B., Lemon, T., Perkins, C., and M. Carney, "Dynamic Host Configuration Protocol for IPv6 (DHCPv6)", RFC 3315, DOI 10.17487/RFC3315, July 2003, <<http://www.rfc-editor.org/info/rfc3315>>.
- [RFC3972] Aura, T., "Cryptographically Generated Addresses (CGA)", RFC 3972, DOI 10.17487/RFC3972, March 2005, <<http://www.rfc-editor.org/info/rfc3972>>.

- [RFC4291] Hinden, R. and S. Deering, "IP Version 6 Addressing Architecture", RFC 4291, DOI 10.17487/RFC4291, February 2006, <<http://www.rfc-editor.org/info/rfc4291>>.
- [RFC4861] Narten, T., Nordmark, E., Simpson, W., and H. Soliman, "Neighbor Discovery for IP version 6 (IPv6)", RFC 4861, DOI 10.17487/RFC4861, September 2007, <<http://www.rfc-editor.org/info/rfc4861>>.
- [RFC4862] Thomson, S., Narten, T., and T. Jinmei, "IPv6 Stateless Address Autoconfiguration", RFC 4862, DOI 10.17487/RFC4862, September 2007, <<http://www.rfc-editor.org/info/rfc4862>>.
- [RFC4941] Narten, T., Draves, R., and S. Krishnan, "Privacy Extensions for Stateless Address Autoconfiguration in IPv6", RFC 4941, DOI 10.17487/RFC4941, September 2007, <<http://www.rfc-editor.org/info/rfc4941>>.
- [RFC4944] Montenegro, G., Kushalnagar, N., Hui, J., and D. Culler, "Transmission of IPv6 Packets over IEEE 802.15.4 Networks", RFC 4944, DOI 10.17487/RFC4944, September 2007, <<http://www.rfc-editor.org/info/rfc4944>>.
- [RFC5535] Bagnulo, M., "Hash-Based Addresses (HBA)", RFC 5535, DOI 10.17487/RFC5535, June 2009, <<http://www.rfc-editor.org/info/rfc5535>>.
- [RFC6282] Hui, J., Ed. and P. Thubert, "Compression Format for IPv6 Datagrams over IEEE 802.15.4-Based Networks", RFC 6282, DOI 10.17487/RFC6282, September 2011, <<http://www.rfc-editor.org/info/rfc6282>>.
- [RFC6775] Shelby, Z., Ed., Chakrabarti, S., Nordmark, E., and C. Bormann, "Neighbor Discovery Optimization for IPv6 over Low-Power Wireless Personal Area Networks (6LoWPANs)", RFC 6775, DOI 10.17487/RFC6775, November 2012, <<http://www.rfc-editor.org/info/rfc6775>>.
- [RFC7136] Carpenter, B. and S. Jiang, "Significance of IPv6 Interface Identifiers", RFC 7136, DOI 10.17487/RFC7136, February 2014, <<http://www.rfc-editor.org/info/rfc7136>>.
- [RFC7217] Gont, F., "A Method for Generating Semantically Opaque Interface Identifiers with IPv6 Stateless Address Autoconfiguration (SLAAC)", RFC 7217, DOI 10.17487/RFC7217, April 2014, <<http://www.rfc-editor.org/info/rfc7217>>.

- [RFC7400] Bormann, C., "6LoWPAN-GHC: Generic Header Compression for IPv6 over Low-Power Wireless Personal Area Networks (6LoWPANs)", RFC 7400, DOI 10.17487/RFC7400, November 2014, <<http://www.rfc-editor.org/info/rfc7400>>.

13.2. Informative References

[Addendum_an]

ANSI/ASHRAE, "Addenda: BACnet -- A Data Communication Protocol for Building Automation and Control Networks", ANSI/ASHRAE Addenda an, at, au, av, aw, ax, and az to ANSI/ASHRAE Standard 135-2012, July 2014, <https://www.ashrae.org/File%20Library/docLib/StdAddenda/07-31-2014_135_2012_an_at_au_av_aw_ax_az_Final.pdf>.

- [COBS] Cheshire, S. and M. Baker, "Consistent Overhead Byte Stuffing", IEEE/ACM Transactions on Networking, Volume 7, Issue 2, DOI 10.1109/90.769765, April 1999, <<http://www.stuartcheshire.org/papers/COBSforToN.pdf>>.

- [CRC32K] Koopman, P., "32-Bit Cyclic Redundancy Codes for Internet Applications", Proceedings of the International Conference on Dependable Systems and Networks (DSN 2002), June 2002, <https://users.ece.cmu.edu/~koopman/networks/dsn02/dsn02_koopman.pdf>.

[IEEE.802.3]

IEEE, "IEEE Standard for Ethernet", IEEE 802.3-2015, DOI 10.1109/IEEESTD.2016.7428776, <<http://standards.ieee.org/getieee802/download/802.3-2015.zip>>.

- [RFC2469] Narten, T. and C. Burton, "A Caution On The Canonical Ordering Of Link-Layer Addresses", RFC 2469, DOI 10.17487/RFC2469, December 1998, <<http://www.rfc-editor.org/info/rfc2469>>.

- [RFC8065] Thaler, D., "Privacy Considerations for IPv6 Adaptation-Layer Mechanisms", RFC 8065, DOI 10.17487/RFC8065, February 2017, <<http://www.rfc-editor.org/info/rfc8065>>.

[TIA-485-A]

TIA, "Electrical Characteristics of Generators and Receivers for Use in Balanced Digital Multipoint Systems", TIA-485-A (Revision of TIA-485), March 2003, <https://global.ihs.com/doc_detail.cfm?item_s_key=00032964>.

Appendix A. Abstract MAC Interface

This Appendix is informative and not part of the standard.

[BACnet], Clause 9 provides support for MAC-layer clients through its `SendFrame` and `ReceivedDataNoReply` procedures. However, it does not define a network-protocol independent abstract interface for the MAC. This is provided below as an aid to implementation.

A.1. MA-DATA.request

A.1.1. Function

This primitive defines the transfer of data from a MAC client entity to a single peer entity or multiple peer entities in the case of a broadcast address.

A.1.2. Semantics of the Service Primitive

The semantics of the primitive are as follows:

```
MA-DATA.request (
    destination_address,
    source_address,
    data,
    type
)
```

The `'destination_address'` parameter may specify either an individual or a broadcast MAC entity address. It must contain sufficient information to create the Destination Address field (see Section 1.3) that is prepended to the frame by the local MAC sublayer entity. The `'source_address'` parameter, if present, must specify an individual MAC address. If the `source_address` parameter is omitted, the local MAC sublayer entity will insert a value associated with that entity.

The `'data'` parameter specifies the MAC service data unit (MSDU) to be transferred by the MAC sublayer entity. There is sufficient information associated with the MSDU for the MAC sublayer entity to determine the length of the data unit.

The `'type'` parameter specifies the value of the MS/TP Frame Type field that is prepended to the frame by the local MAC sublayer entity.

A.1.3. When Generated

This primitive is generated by the MAC client entity whenever data shall be transferred to a peer entity or entities. This can be in response to a request from higher protocol layers or from data generated internally to the MAC client, such as a Token frame.

A.1.4. Effect on Receipt

Receipt of this primitive will cause the MAC entity to insert all MAC-specific fields, including Destination Address, Source Address, Frame Type, and any fields that are unique to the particular media access method, and pass the properly formed frame to the lower protocol layers for transfer to the peer MAC sublayer entity or entities.

A.2. MA-DATA.indication

A.2.1. Function

This primitive defines the transfer of data from the MAC sublayer entity to the MAC client entity or entities in the case of a broadcast address.

A.2.2. Semantics of the Service Primitive

The semantics of the primitive are as follows:

```
MA-DATA.indication (  
    destination_address,  
    source_address,  
    data,  
    type  
)
```

The 'destination_address' parameter may be either an individual or a broadcast address as specified by the Destination Address field of the incoming frame. The 'source_address' parameter is an individual address as specified by the Source Address field of the incoming frame.

The 'data' parameter specifies the MAC service data unit (MSDU) as received by the local MAC entity. There is sufficient information associated with the MSDU for the MAC sublayer client to determine the length of the data unit.

The 'type' parameter is the value of the MS/TP Frame Type field of the incoming frame.

A.2.3. When Generated

The MA_DATA.indication is passed from the MAC sublayer entity to the MAC client entity or entities to indicate the arrival of a frame to the local MAC sublayer entity that is destined for the MAC client. Such frames are reported only if they are validly formed and received without error, and their Destination Address designates the local MAC entity. Frames destined for the MAC Control sublayer are not passed to the MAC client.

A.2.4. Effect on Receipt

The effect of receipt of this primitive by the MAC client is unspecified.

Appendix B. Consistent Overhead Byte Stuffing (COBS)

This Appendix is informative and not part of the standard.

[BACnet], Clause 9 corrects a long-standing issue with the MS/TP specification, namely that preamble sequences were not escaped whenever they appeared in the Data or Data CRC fields. In rare cases, this resulted in dropped frames due to loss-of-frame synchronization. The solution is to encode the Data and 32-bit Data CRC fields before transmission using Consistent Overhead Byte Stuffing [COBS] and decode these fields upon reception.

COBS is a run-length encoding method that nominally removes '0x00' octets from its input. Any selected octet value may be removed by XOR'ing that value with each octet of the COBS output. [BACnet], Clause 9 specifies the preamble octet '0x55' for removal.

The minimum overhead of COBS is one octet per encoded field. The worst-case overhead in long fields is bounded to one octet per 254 as described in [COBS].

Frame encoding proceeds logically in two passes. The Encoded Data field is prepared by passing the MSDU through the COBS encoder and XOR'ing the preamble octet '0x55' with each octet of the output. The Encoded CRC-32K field is then prepared by calculating a CRC-32K over the Encoded Data field and formatting it for transmission as described in Appendix C. The combined length of these fields, minus two octets for compatibility with legacy MS/TP devices, is placed in the MS/TP header Length field before transmission.

Example COBS encoder and decoder functions are shown below for illustration. Complete examples of use and test vectors are provided in [BACnet], Annex T.

<CODE BEGINS>

```
#include <stddef.h>
#include <stdint.h>

/*
 * Encodes 'length' octets of data located at 'from' and
 * writes one or more COBS code blocks at 'to', removing any
 * 'mask' octets that may be present in the encoded data.
 * Returns the length of the encoded data.
 */

size_t
cobs_encode (uint8_t *to, const uint8_t *from, size_t length,
             uint8_t mask)
{
    size_t code_index = 0;
    size_t read_index = 0;
    size_t write_index = 1;
    uint8_t code = 1;
    uint8_t data, last_code;

    while (read_index < length) {
        data = from[read_index++];
        /*
         * In the case of encountering a non-zero octet in the data,
         * simply copy input to output and increment the code octet.
         */
        if (data != 0) {
            to[write_index++] = data ^ mask;
            code++;
            if (code != 255)
                continue;
        }
        /*
         * In the case of encountering a zero in the data or having
         * copied the maximum number (254) of non-zero octets, store
         * the code octet and reset the encoder state variables.
         */
        last_code = code;
        to[code_index] = code ^ mask;
        code_index = write_index++;
        code = 1;
    }
    /*
     * If the last chunk contains exactly 254 non-zero octets, then
     * this exception is handled above (and the returned length must
     * be adjusted). Otherwise, encode the last chunk normally, as if

```

```

    * a "phantom zero" is appended to the data.
    */
    if ((last_code == 255) && (code == 1))
        write_index--;
    else
        to[code_index] = code ^ mask;

    return write_index;
}

#include <stddef.h>
#include <stdint.h>

/*
 * Decodes 'length' octets of data located at 'from' and
 * writes the original client data at 'to', restoring any
 * 'mask' octets that may present in the encoded data.
 * Returns the length of the encoded data or zero if error.
 */
size_t
cobs_decode (uint8_t *to, const uint8_t *from, size_t length,
             uint8_t mask)
{
    size_t read_index = 0;
    size_t write_index = 0;
    uint8_t code, last_code;

    while (read_index < length) {
        code = from[read_index] ^ mask;
        last_code = code;
        /*
         * Sanity check the encoding to prevent the while() loop below
         * from overrunning the output buffer.
         */
        if (read_index + code > length)
            return 0;

        read_index++;
        while (--code > 0)
            to[write_index++] = from[read_index++] ^ mask;
        /*
         * Restore the implicit zero at the end of each decoded block
         * except when it contains exactly 254 non-zero octets or the
         * end of data has been reached.
         */
        if ((last_code != 255) && (read_index < length))
            to[write_index++] = 0;
    }
}

```

```
    }  
    return write_index;  
}
```

<CODE ENDS>

Appendix C. Encoded CRC-32K (CRC32K)

This Appendix is informative and not part of the standard.

Extending the payload of MS/TP to 1500 octets requires upgrading the Data CRC from 16 bits to 32 bits. P. Koopman has authored several papers on evaluating CRC polynomials for network applications. In [CRC32K], he surveyed the entire 32-bit polynomial space and noted some that exceed the [IEEE.802.3] polynomial in performance. [BACnet], Clause 9 specifies one of these, the CRC-32K (Koopman) polynomial.

The specified use of the `calc_crc32K()` function is as follows. Before a frame is transmitted, 'crc_value' is initialized to all ones. After passing each octet of the [COBS] Encoded Data field through the function, the ones complement of the resulting 'crc_value' is arranged in LSB-first order and is itself [COBS] encoded. The length of the resulting Encoded CRC-32K field is always five octets.

Upon reception of a frame, 'crc_value' is initialized to all ones. The octets of the Encoded Data field are accumulated by the `calc_crc32K()` function before decoding. The Encoded CRC-32K field is then decoded and the resulting four octets are accumulated by the `calc_crc32K()` function. If the result is the expected residue value 'CRC32K_RESIDUE', then the frame was received correctly.

An example CRC-32K function is shown below for illustration. Complete examples of use and test vectors are provided in [BACnet], Annex G.3.

```
<CODE BEGINS>

#include <stdint.h>

/* See ANSI/ASHRAE Standard 135-2016 [BACnet], Section G.3.2 */
#define CRC32K_INITIAL_VALUE (0xFFFFFFFF)
#define CRC32K_RESIDUE (0x0843323B)

/* CRC-32K polynomial, 1 + x**1 + ... + x**30 (+ x**32) */
#define CRC32K_POLY (0xEB31D82E)

/*
 * Accumulate 'data_value' into the CRC in 'crc_value'.
 * Return updated CRC.
 *
 * Note: crc_value must be set to CRC32K_INITIAL_VALUE
 * before initial call.
 */
uint32_t
calc_crc32K (uint8_t data_value, uint32_t crc_value)
{
    int b;

    for (b = 0; b < 8; b++) {
        if ((data_value & 1) ^ (crc_value & 1)) {
            crc_value >>= 1;
            crc_value ^= CRC32K_POLY;
        } else {
            crc_value >>= 1;
        }
        data_value >>= 1;
    }
    return crc_value;
}

<CODE ENDS>
```

Appendix D. Example 6LoBAC Frame Decode

This Appendix is informative and not part of the standard.

BACnet MS/TP, Src (2), Dst (1), IPv6 Encapsulation

Preamble 55: 0x55
 Preamble FF: 0xff
 Frame Type: IPv6 Encapsulation (34)
 Destination Address: 1
 Source Address: 2
 Length: 537
 Header CRC: 0x1c [correct]
 Extended Data CRC: 0x9e7259e2 [correct]

6LoWPAN

IPHC Header

011. = Pattern: IP header compression (0x03)
 ...1 1... = Traffic class and flow label:
 Version, traffic class, and flow label
 compressed (0x0003)
0... = Next header: Inline
00 = Hop limit: Inline (0x0000)
 1... = Context identifier extension: True
1.. = Source address compression: Stateful
01 = Source address mode:
 64-bits inline (0x0001)
 0... = Multicast address compression: False
1.. = Destination address compression:
 Stateful
10 = Destination address mode:
 16-bits inline (0x0002)
 0000 = Source context identifier: 0x00
 0000 = Destination context identifier: 0x00
 [Source context: aaaa:: (aaaa::)]
 [Destination context: aaaa:: (aaaa::)]
 Next header: ICMPv6 (0x3a)
 Hop limit: 63
 Source: aaaa::1 (aaaa::1)
 Destination: aaaa::ff:fe00:1 (aaaa::ff:fe00:1)

```

Internet Protocol Version 6, Src: aaaa::1 (aaaa::1),
                               Dst: aaaa::ff:fe00:1 (aaaa::ff:fe00:1)
 0110 ..... = Version: 6
..... 0000 0000 ..... = Traffic class:
                               0x00000000
..... 0000 00.. ..... = Differentiated
                               Services Field:
                               Default (0x00000000)
..... ..0. .... = ECN-Capable Transport
                               (ECT): Not set
..... ..0 ..... = ECN-CE: Not set
..... ..0000 0000 0000 0000 0000 = Flowlabel: 0x00000000
Payload length: 518
Next header: ICMPv6 (58)
Hop limit: 63
Source: aaaa::1 (aaaa::1)
Destination: aaaa::ff:fe00:1 (aaaa::ff:fe00:1)
Internet Control Message Protocol v6
Type: Echo (ping) request (128)
Code: 0
Checksum: 0x783f [correct]
Identifier: 0x2ee5
Sequence: 2
[Response In: 5165]
Data (510 bytes)
  Data: e4dbe8553ba0040008090a0b0c0d0e0f1011121314151617...
  [Length: 510]

```

Frame (547 bytes):

```

55 ff 22 01 02 02 19 1c 56 2d 83 56 6f 6a 54 54 U.".....V-.VojTT
54 54 54 54 57 54 56 54 d5 50 2d 6a 7b b0 5c 57 TTTTWIVT.P-j{.\W
b1 8e bd 00 6e f5 51 ac 5d 5c 5f 5e 59 58 5b 5a ....n.Q.]\_^YX[Z
45 44 47 46 41 40 43 42 4d 4c 4f 4e 49 48 4b 4a EDGFA@CBMLONIHKJ
75 74 77 76 71 70 73 72 7d 7c 7f 7e 79 78 7b 7a utwvqpsr}|.~yx{z
65 64 67 66 61 60 63 62 6d 6c 6f 6e 69 68 6b 6a edgfa`cbmlonihkj
15 14 17 16 11 10 13 12 1d 1c 1f 1e 19 18 1b 1a .....
05 04 07 06 01 00 03 02 0d 0c 0f 0e 09 08 0b 0a .....
35 34 37 36 31 30 33 32 3d 3c 3f 3e 39 38 3b 3a 54761032=<?>98;;
25 24 27 26 21 20 23 22 2d 2c 2f 2e 29 28 2b 2a %$'&! #"-,/.)(+*
d5 d4 d7 d6 d1 d0 d3 d2 dd dc df de d9 d8 db da .....
c5 c4 c7 c6 c1 c0 c3 c2 cd cc cf ce c9 c8 cb ca .....
f5 f4 f7 f6 f1 f0 f3 f2 fd fc ff fe f9 f8 fb fa .....
e5 e4 e7 e6 e1 e0 e3 e2 ed ec ef ee e9 e8 eb ea .....
95 94 97 96 91 90 93 92 9d 9c 9f 9e 99 98 9b 9a .....
85 84 87 86 81 80 83 82 8d 8c 8f 8e 89 88 8b 8a .....
b5 b4 b7 b6 b1 b0 b3 b2 bd bc bf be b9 b8 bb ba .....
a5 a4 a7 a6 a1 a0 a3 a2 ad ac af ae a9 a8 ab aa .....
ab 54 57 56 51 50 53 52 5d 5c 5f 5e 59 58 5b 5a .TWVQPSR]\_^YX[Z
45 44 47 46 41 40 43 42 4d 4c 4f 4e 49 48 4b 4a EDGFA@CBMLONIHKJ
75 74 77 76 71 70 73 72 7d 7c 7f 7e 79 78 7b 7a utwvqpsr}|.~yx{z
65 64 67 66 61 60 63 62 6d 6c 6f 6e 69 68 6b 6a edgfa`cbmlonihkj
15 14 17 16 11 10 13 12 1d 1c 1f 1e 19 18 1b 1a .....
05 04 07 06 01 00 03 02 0d 0c 0f 0e 09 08 0b 0a .....
35 34 37 36 31 30 33 32 3d 3c 3f 3e 39 38 3b 3a 54761032=<?>98;;
25 24 27 26 21 20 23 22 2d 2c 2f 2e 29 28 2b 2a %$'&! #"-,/.)(+*
d5 d4 d7 d6 d1 d0 d3 d2 dd dc df de d9 d8 db da .....
c5 c4 c7 c6 c1 c0 c3 c2 cd cc cf ce c9 c8 cb ca .....
f5 f4 f7 f6 f1 f0 f3 f2 fd fc ff fe f9 f8 fb fa .....
e5 e4 e7 e6 e1 e0 e3 e2 ed ec ef ee e9 e8 eb ea .....
95 94 97 96 91 90 93 92 9d 9c 9f 9e 99 98 9b 9a .....
85 84 87 86 81 80 83 82 8d 8c 8f 8e 89 88 8b 8a .....
b5 b4 b7 b6 b1 b0 b3 b2 bd bc bf be b9 b8 bb ba .....
a5 a4 a7 a6 a1 a0 a3 a2 ad ac af ae a9 a8 50 cb .....P.
27 0c b7 '..

```


Decoded Data and CRC32K (537 bytes):

```

78 d6 00 3a 3f 00 00 00 00 00 00 01 00 01 80 x.:?.....
00 78 3f 2e e5 00 02 e4 db e8 55 3b a0 04 00 08 .x?.....U;....
09 0a 0b 0c 0d 0e 0f 10 11 12 13 14 15 16 17 18 .....
19 1a 1b 1c 1d 1e 1f 20 21 22 23 24 25 26 27 28 ..... !"#%&'(
29 2a 2b 2c 2d 2e 2f 30 31 32 33 34 35 36 37 38 )*+,-./012345678
39 3a 3b 3c 3d 3e 3f 40 41 42 43 44 45 46 47 48 9:;<=>?@ABCDEFGH
49 4a 4b 4c 4d 4e 4f 50 51 52 53 54 55 56 57 58 IJKLMNOPQRSTUVWX
59 5a 5b 5c 5d 5e 5f 60 61 62 63 64 65 66 67 68 YZ[\]^_`abcdefgh
69 6a 6b 6c 6d 6e 6f 70 71 72 73 74 75 76 77 78 ijklmnopqrstuvwxyz
79 7a 7b 7c 7d 7e 7f 80 81 82 83 84 85 86 87 88 yz{|}~.....
89 8a 8b 8c 8d 8e 8f 90 91 92 93 94 95 96 97 98 .....
99 9a 9b 9c 9d 9e 9f a0 a1 a2 a3 a4 a5 a6 a7 a8 .....
a9 aa ab ac ad ae af b0 b1 b2 b3 b4 b5 b6 b7 b8 .....
b9 ba bb bc bd be bf c0 c1 c2 c3 c4 c5 c6 c7 c8 .....
c9 ca cb cc cd ce cf d0 d1 d2 d3 d4 d5 d6 d7 d8 .....
d9 da db dc dd de df e0 e1 e2 e3 e4 e5 e6 e7 e8 .....
e9 ea eb ec ed ee ef f0 f1 f2 f3 f4 f5 f6 f7 f8 .....
f9 fa fb fc fd 9e 72 59 e2 .....rY.

```

Decompressed 6LoWPAN IPHC (558 bytes):

```

60 00 00 00 02 06 3a 3f aa aa 00 00 00 00 00 00 00  \.....:?......
00 00 00 00 00 00 00 01 aa aa 00 00 00 00 00 00 00  .....
00 00 00 ff fe 00 00 01 80 00 78 3f 2e e5 00 02 02  .....x?....
e4 db e8 55 3b a0 04 00 08 09 0a 0b 0c 0d 0e 0f 0f  ...U;.....
10 11 12 13 14 15 16 17 18 19 1a 1b 1c 1d 1e 1f 1f  .....
20 21 22 23 24 25 26 27 28 29 2a 2b 2c 2d 2e 2f 2f  !"#%&'()*+,-./
30 31 32 33 34 35 36 37 38 39 3a 3b 3c 3d 3e 3f 3f  0123456789;<=>?
40 41 42 43 44 45 46 47 48 49 4a 4b 4c 4d 4e 4f 4f  @ABCDEFGHIJKLMNO
50 51 52 53 54 55 56 57 58 59 5a 5b 5c 5d 5e 5f 5f  PQRSTUVWXYZ[\]^_
60 61 62 63 64 65 66 67 68 69 6a 6b 6c 6d 6e 6f 6f  `abcdefghijklmno
70 71 72 73 74 75 76 77 78 79 7a 7b 7c 7d 7e 7f 7f  pqrstuvwxyz{|}~.
80 81 82 83 84 85 86 87 88 89 8a 8b 8c 8d 8e 8f 8f  .....
90 91 92 93 94 95 96 97 98 99 9a 9b 9c 9d 9e 9f 9f  .....
a0 a1 a2 a3 a4 a5 a6 a7 a8 a9 aa ab ac ad ae af af  .....
b0 b1 b2 b3 b4 b5 b6 b7 b8 b9 ba bb bc bd be bf bf  .....
c0 c1 c2 c3 c4 c5 c6 c7 c8 c9 ca cb cc cd ce cf cf  .....
d0 d1 d2 d3 d4 d5 d6 d7 d8 d9 da db dc dd de df df  .....
e0 e1 e2 e3 e4 e5 e6 e7 e8 e9 ea eb ec ed ee ef ef  .....
f0 f1 f2 f3 f4 f5 f6 f7 f8 f9 fa fb fc fd fd fd  .....
00 01 02 03 04 05 06 07 08 09 0a 0b 0c 0d 0e 0f 0f  .....
10 11 12 13 14 15 16 17 18 19 1a 1b 1c 1d 1e 1f 1f  .....
20 21 22 23 24 25 26 27 28 29 2a 2b 2c 2d 2e 2f 2f  !"#%&'()*+,-./
30 31 32 33 34 35 36 37 38 39 3a 3b 3c 3d 3e 3f 3f  0123456789;<=>?
40 41 42 43 44 45 46 47 48 49 4a 4b 4c 4d 4e 4f 4f  @ABCDEFGHIJKLMNO
50 51 52 53 54 55 56 57 58 59 5a 5b 5c 5d 5e 5f 5f  PQRSTUVWXYZ[\]^_
60 61 62 63 64 65 66 67 68 69 6a 6b 6c 6d 6e 6f 6f  `abcdefghijklmno
70 71 72 73 74 75 76 77 78 79 7a 7b 7c 7d 7e 7f 7f  pqrstuvwxyz{|}~.
80 81 82 83 84 85 86 87 88 89 8a 8b 8c 8d 8e 8f 8f  .....
90 91 92 93 94 95 96 97 98 99 9a 9b 9c 9d 9e 9f 9f  .....
a0 a1 a2 a3 a4 a5 a6 a7 a8 a9 aa ab ac ad ae af af  .....
b0 b1 b2 b3 b4 b5 b6 b7 b8 b9 ba bb bc bd be bf bf  .....
c0 c1 c2 c3 c4 c5 c6 c7 c8 c9 ca cb cc cd ce cf cf  .....
d0 d1 d2 d3 d4 d5 d6 d7 d8 d9 da db dc dd de df df  .....
e0 e1 e2 e3 e4 e5 e6 e7 e8 e9 ea eb ec ed ee ef ef  .....
f0 f1 f2 f3 f4 f5 f6 f7 f8 f9 fa fb fc fd fd fd  .....

```

Acknowledgements

We are grateful to the authors of [RFC4944] and members of the IETF 6LoWPAN working group; this document borrows liberally from their work. Ralph Droms and Brian Haberman provided indispensable guidance and support from the outset. Peter van der Stok, James Woodyatt, Carsten Bormann, and Dale Worley provided detailed reviews. Stuart Cheshire invented the very clever COBS encoding. Michael Osborne made the critical observation that encoding the data and CRC32K fields separately would allow the CRC to be calculated on the fly. Alexandru Petrescu, Brian Frank, Geoff Mulligan, and Don Sturek offered valuable comments.

Authors' Addresses

Kerry Lynn (editor)
Verizon Labs
50 Sylvan Rd
Waltham, MA 02451
United States of America
Phone: +1 781 296 9722
Email: kerlyn@ieee.org

Jerry Martocci
Johnson Controls, Inc.
507 E. Michigan St
Milwaukee, WI 53202
United States of America
Email: jpmartocci@sbcglobal.net

Carl Neilson
Delta Controls, Inc.
17850 56th Ave
Surrey, BC V3S 1C7
Canada
Phone: +1 604 575 5913
Email: cneilson@deltaccontrols.com

Stuart Donaldson
Honeywell Automation & Control Solutions
6670 185th Ave NE
Redmond, WA 98052
United States of America
Email: stuart.donaldson@honeywell.com

