

IPv6 over Networks of Resource-constrained Nodes (6lo) WG
Internet-Draft
Intended status: Standards Track
Expires: September 5, 2014

A. Brandt
J. Buron
Sigma Designs
March 4, 2014

Transmission of IPv6 packets over ITU-T G.9959 Networks
draft-ietf-6lo-lowpanz-03

Abstract

This document describes the frame format for transmission of IPv6 packets and a method of forming IPv6 link-local addresses and statelessly autoconfigured IPv6 addresses on ITU-T G.9959 networks.

Requirements Language

The key words "MUST", "MUST NOT", "REQUIRED", "SHALL", "SHALL NOT", "SHOULD", "SHOULD NOT", "RECOMMENDED", "MAY", and "OPTIONAL" in this document are to be interpreted as described in [RFC2119].

Status of This Memo

This Internet-Draft is submitted in full conformance with the provisions of BCP 78 and BCP 79.

Internet-Drafts are working documents of the Internet Engineering Task Force (IETF). Note that other groups may also distribute working documents as Internet-Drafts. The list of current Internet-Drafts is at <http://datatracker.ietf.org/drafts/current/>.

Internet-Drafts are draft documents valid for a maximum of six months and may be updated, replaced, or obsoleted by other documents at any time. It is inappropriate to use Internet-Drafts as reference material or to cite them other than as "work in progress."

This Internet-Draft will expire on September 5, 2014.

Copyright Notice

Copyright (c) 2014 IETF Trust and the persons identified as the document authors. All rights reserved.

This document is subject to BCP 78 and the IETF Trust's Legal Provisions Relating to IETF Documents (<http://trustee.ietf.org/license-info>) in effect on the date of publication of this document. Please review these documents carefully, as they describe your rights and restrictions with respect

to this document. Code Components extracted from this document must include Simplified BSD License text as described in Section 4.e of the Trust Legal Provisions and are provided without warranty as described in the Simplified BSD License.

Table of Contents

1.	Introduction	2
1.1.	Terms used	3
2.	G.9959 parameters to use for IPv6 transport	4
2.1.	Addressing mode	4
2.2.	IPv6 Multicast support	4
2.3.	G.9959 MAC PDU size and IPv6 MTU	5
2.4.	Transmission status indications	5
2.5.	Transmission security	5
3.	6LoWPAN Adaptation Layer and Frame Format	6
3.1.	Dispatch Header	6
4.	6LoWPAN addressing	7
4.1.	Stateless Address Autoconfiguration of routable IPv6 addresses	8
4.2.	IPv6 Link Local Address	8
4.3.	Unicast Address Mapping	8
4.4.	On the use of Neighbor Discovery technologies	9
4.4.1.	Prefix and CID management (Route-over)	9
4.4.2.	Prefix and CID management (Mesh-under)	10
5.	Header Compression	11
6.	IANA Considerations	11
7.	Security Considerations	12
8.	Acknowledgements	12
9.	References	12
9.1.	Normative References	12
9.2.	Informative References	13
Appendix A.	G.9959 6LoWPAN datagram example	14
Appendix B.	Change Log	17
B.1.	Changes since -00	17
B.2.	Changes since -01	18
B.3.	Changes since -02	18
Authors' Addresses	19

1. Introduction

The ITU-T G.9959 recommendation [G.9959] targets low-power Personal Area Networks (PANs). This document defines the frame format for transmission of IPv6 [RFC2460] packets as well as the formation of IPv6 link-local addresses and statelessly autoconfigured IPv6 addresses on G.9959 networks.

The general approach is to adapt elements of [RFC4944] to G.9959 networks. G.9959 provides a Segmentation and Reassembly (SAR) layer for transmission of datagrams larger than the G.9959 MAC PDU.

[RFC6775] updates [RFC4944] by specifying 6LoWPAN optimizations for IPv6 Neighbor Discovery (ND) (originally defined by [RFC4861]). This document limits the use of [RFC6775] to prefix and Context ID assignment. An IID may be constructed from a G.9959 link-layer address, leading to a "link-layer-derived IPv6 address". If using that method, Duplicate Address Detection (DAD) is not needed. Alternatively, IPv6 addresses may be assigned centrally via DHCP, leading to a "non-link-layer-derived IPv6 address". Address registration is only needed in certain cases.

In addition to IPv6 application communication, the frame format defined in this document may be used by IPv6 routing protocols such as RPL [RFC6550] or P2P-RPL [RFC6997] to implement IPv6 routing over G.9959 networks.

The encapsulation frame defined by this specification may optionally be transported via mesh routing below the 6LoWPAN layer. Routing protocol specifications are out of scope of this document.

1.1. Terms used

6LoWPAN: IPv6-based Low-power Personal Area Network

ABR: Authoritative Border Router ([RFC6775])

AES: Advanced Encryption Scheme

EUI-64: Extended Unique Identifier

HomeID: G.9959 Link-Layer Network Identifier

IID: Interface Identifier

MAC: Media Access Control

MTU: Maximum Transmission Unit

NodeID: G.9959 Link-Layer Node Identifier (Short Address)

PAN: Personal Area Network

PDU: Protocol Data Unit

SAR: Segmentation And Reassembly

ULA: Unique Local Address

2. G.9959 parameters to use for IPv6 transport

This chapter outlines properties applying to the PHY and MAC of G.9959 and how to use these for IPv6 transport.

2.1. Addressing mode

G.9959 defines how a unique 32-bit HomeID network identifier is assigned by a network controller and how an 8-bit NodeID host identifier is allocated. NodeIDs are unique within the logical network identified by the HomeID. The logical network identified by the HomeID maps directly to an IPv6 subnet identified by one or more IPv6 prefixes.

An IPv6 host **MUST** construct its link-local IPv6 address from the link-layer-derived IID in order to facilitate IP header compression as described in [RFC6282].

A node interface **MAY** support the M flag of the RA message for the construction of routable IPv6 addresses. If the M flag is not supported, link-layer-derived addressing **MUST** be used. If the M flag is supported, link-layer-derived addressing **MUST** be used if the M flag is 0, while DHCPv6 address assignment **MUST** be used if the M flag is 1. Nodes using DHCPv6 assigned IPv6 addresses **MUST** comply with [RFC6775].

A word of caution: since HomeIDs and NodeIDs are handed out by a network controller function during inclusion, identifier validity and uniqueness is limited by the lifetime of the logical network membership. This can be cut short by a mishap occurring to the network controller. Having a single point of failure at the network controller suggests that deployers of high-reliability applications should carefully consider adding redundancy to the network controller function.

This warning applies to link-layer-derived addressing as well as to non-link-layer addressing deployments.

2.2. IPv6 Multicast support

[RFC3819] recommends that IP subnetworks support (subnet-wide) multicast. G.9959 supports direct-range IPv6 multicast while subnet-wide multicast is not supported natively by G.9959. Subnet-wide multicast may be provided by an IP routing protocol or a mesh routing protocol operating below the 6LoWPAN layer. Routing protocol specifications are out of scope of this document.

IPv6 multicast packets MUST be carried via G.9959 broadcast.

As per [G.9959], this is accomplished as follows:

1. The destination HomeID of the G.9959 MAC PDU MUST be the HomeID of the logical network
2. The destination NodeID of the G.9959 MAC PDU MUST be the broadcast NodeID (0xff)

G.9959 broadcast MAC PDUs are only intercepted by nodes within the logical network identified by the HomeID.

2.3. G.9959 MAC PDU size and IPv6 MTU

IPv6 packets MUST use G.9959 transmission profiles which support MAC PDU payload sizes of 150 bytes or higher, i.e. profile R3 or higher. (G.9959 profiles R1 and R2 only support MPDU payloads around 40 bytes and the transmission speed is down to 9.6kbit/s)

[RFC2460] specifies that IPv6 packets may be up to 1280 octets.

G.9959 provides Segmentation And Reassembly for payloads up to 1350 octets. IPv6 Header Compression [RFC6282] improves the chances that a short IPv6 packet can fit into a single G.9959 frame. Therefore, section Section 3 specifies that [RFC6282] MUST be supported. With the mandatory link-layer security enabled, a G.9959 R3 MAC PDU may accommodate 6LoWPAN datagrams of up to 130 octets without triggering G.9959 Segmentation and Reassembly. Longer 6LoWPAN datagrams will lead to the transmission of multiple G.9959 PDUs.

2.4. Transmission status indications

The G.9959 MAC layer provides native acknowledgement and retransmission of MAC PDUs. The G.9959 SAR layer does the same for larger datagrams. A mesh routing layer may provide a similar feature for routed communication. An IPv6 routing stack communicating over G.9959 may utilize link-layer status indications such as delivery confirmation and Ack timeout from the MAC layer.

2.5. Transmission security

Implementations claiming conformance with this document MUST enable G.9959 shared network key security.

The shared network key is intended to address security requirements in the home at the normal security requirements level. For applications with high or very high requirements on confidentiality

and/or integrity, additional application layer security measures for end-to-end authentication and encryption may need to be applied. (The availability of the network relies on the security properties of the network key in any case)

3. 6LoWPAN Adaptation Layer and Frame Format

The 6LoWPAN encapsulation formats defined in this chapter are carried as payload in the G.9959 MAC PDU. IPv6 header compression [RFC6282] MUST be supported by implementations of this specification.

All 6LoWPAN datagrams transported over G.9959 are prefixed by a 6LoWPAN encapsulation header stack. The 6LoWPAN payload follows this encapsulation header stack. Each header in the header stack contains a header type followed by zero or more header fields. An IPv6 header stack may contain, in the following order, addressing, hop-by-hop options, routing, fragmentation, destination options, and finally payload [RFC2460]. The 6LoWPAN header format is structured the same way. Currently only one payload option is defined for the G.9959 6LoWPAN header format.

The definition of 6LoWPAN headers consists of the dispatch value, the definition of the header fields that follow, and their ordering constraints relative to all other headers. Although the header stack structure provides a mechanism to address future demands on the 6LoWPAN adaptation layer, it is not intended to provide general purpose extensibility.

An example of a complete G.9959 6LoWPAN datagram can be found in Appendix A.

3.1. Dispatch Header

The dispatch header is shown below:

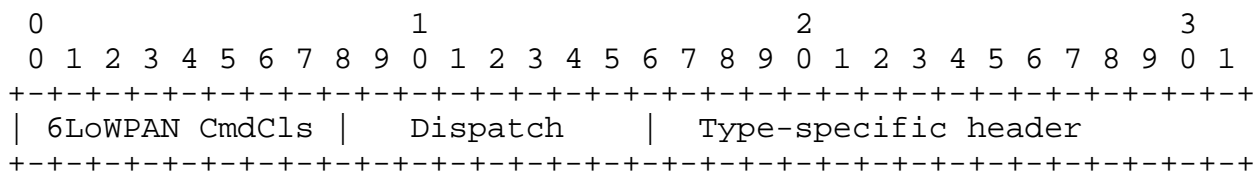


Figure 1: Dispatch Type and Header

6LoWPAN CmdCls: 6LoWPAN Command Class identifier. This field MUST carry the value 0x4F [G.9959]. The value specifies that the following bits are a 6LoWPAN encapsulated datagram. Non-6LoWPAN

protocols MUST ignore the contents following the 6LoWPAN Command Class identifier.

Dispatch: Identifies the header type immediately following the Dispatch Header.

Type-specific header: A header determined by the Dispatch Header.

The dispatch value may be treated as an unstructured namespace. Only a few symbols are required to represent current 6LoWPAN functionality. Although some additional savings could be achieved by encoding additional functionality into the dispatch byte, these measures would tend to constrain the ability to address future alternatives.

Dispatch values used in this specification are compatible with the dispatch values defined by [RFC4944] and [RFC6282].

Pattern	Header Type	Reference
01 1xxxxx	6LoWPAN_IPHC - Compressed IPv6 Addresses	[RFC6282]

All other Dispatch values are unassigned in this document.

Figure 2: Dispatch values

6LoWPAN_IPHC: IPv6 Header Compression. Refer to [RFC6282].

4. 6LoWPAN addressing

IPv6 addresses are autoconfigured from IIDs which are again constructed from link-layer address information to save memory in devices and to facilitate efficient IP header compression as per [RFC6282].

A NodeID is mapped into an IEEE EUI-64 identifier as follows:

$$\text{IID} = 0000:00ff:fe00:YYXX$$

Figure 3: Constructing a compressible IID

where XX carries the G.9959 NodeID and YY is a one byte value chosen by the individual node. The default YY value MUST be zero. A node MAY use other values of YY than zero to form additional IIDs in order to instantiate multiple IPv6 interfaces. The YY value MUST be

ignored when computing the corresponding NodeID (the XX value) from an IID.

The method of constructing IIDs from the link-layer address obviously does not support addresses assigned or constructed by other means. A node MUST NOT compute the NodeID from the IID if the first 6 bytes of the IID do not comply with the format defined in Figure 3. In that case, the address resolution mechanisms of RFC 6775 apply.

4.1. Stateless Address Autoconfiguration of routable IPv6 addresses

The IID defined above MUST be used whether autoconfiguring a ULA IPv6 address [RFC4193] or a globally routable IPv6 address [RFC3587] in G.9959 subnets.

4.2. IPv6 Link Local Address

The IPv6 link-local address [RFC4291] for a G.9959 interface is formed by appending the IID defined above to the IPv6 link local prefix FE80::/64.

The "Universal/Local" (U/L) bit MUST be set to zero in keeping with the fact that this is not a globally unique value [EUI64].

The resulting link local address is formed as follows:

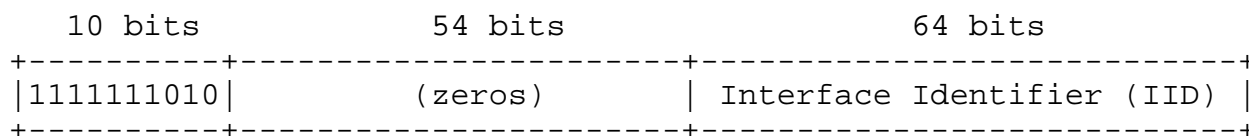


Figure 4: IPv6 Link Local Address

4.3. Unicast Address Mapping

The address resolution procedure for mapping IPv6 unicast addresses into G.9959 link-layer addresses follows the general description in Section 7.2 of [RFC4861]. The Source/Target Link-layer Address option MUST have the following form when the link layer is G.9959.

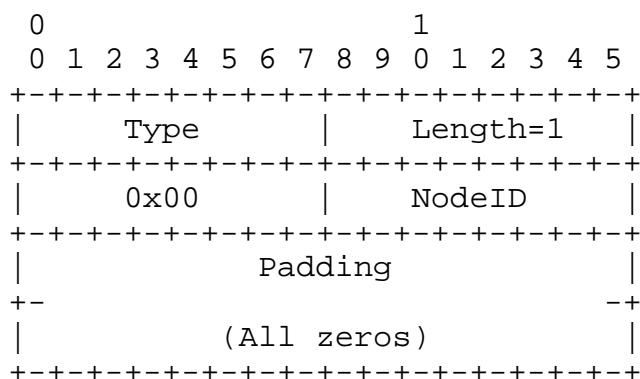


Figure 5: IPv6 Unicast Address Mapping

Option fields:

Type: The value 1 signifies the Source Link-layer address. The value 2 signifies the Destination Link-layer address.

Length: This is the length of this option (including the type and length fields) in units of 8 octets. The value of this field is always 1 for G.9959 NodeIDs.

NodeID: This is the G.9959 NodeID the actual interface currently responds to. The link-layer address may change if the interface joins another network at a later time.

4.4. On the use of Neighbor Discovery technologies

[RFC4861] specifies how IPv6 nodes may resolve link layer addresses from IPv6 addresses via the use of link-local IPv6 multicast.

[RFC6775] is an optimization of [RFC4861], specifically targeting 6LoWPAN networks. [RFC6775] defines how a 6LoWPAN node may register IPv6 addresses with an authoritative border router (ABR). Mesh-under networks MUST NOT use [RFC6775] address registration. However, [RFC6775] address registration MUST be used if the first 6 bytes of the IID do not comply with the format defined in Figure 3.

4.4.1. Prefix and CID management (Route-over)

In route-over environments, IPv6 hosts MUST use [RFC6775] address registration. A node implementation for route-over operation MAY use RFC6775 mechanisms for obtaining IPv6 prefixes and corresponding header compression context information [RFC6282]. RFC6775 Route-over requirements apply with no modifications.

4.4.2. Prefix and CID management (Mesh-under)

An implementation for mesh-under operation MUST use [RFC6775] mechanisms for managing IPv6 prefixes and corresponding header compression context information [RFC6282]. [RFC6775] Duplicate Address Detection (DAD) MUST NOT be used, since the link-layer inclusion process of G.9959 ensures that a NodeID is unique for a given HomeID.

With this exception and the specific redefinition of the RA Router Lifetime value 0xFFFF (refer to Section 4.4.2.3), the text of the following subsections is in compliance with [RFC6775].

4.4.2.1. Prefix assignment considerations

As stated by [RFC6775], an ABR is responsible for managing prefix(es). Global routable prefixes may change over time. It is RECOMMENDED that a ULA prefix is assigned to the 6LoWPAN subnet to facilitate stable site-local application associations based on IPv6 addresses. A node MAY support the M flag of the RA message. If the M flag is not supported, link-layer-derived addressing MUST be used. If the M flag is supported, link-layer-derived addressing MUST be used if the M flag is 0, while DHCPv6 address assignment MUST be used if the M flag is 1.

4.4.2.2. Robust and efficient CID management

The 6LoWPAN Context Option (6CO) is used according to [RFC6775] in an RA to disseminate Context IDs (CID) to use for compressing prefixes. One or more prefixes and corresponding Context IDs MUST be assigned during initial node inclusion.

When updating context information, a CID may have its lifetime set to zero to obsolete it. The CID MUST NOT be reused immediately; rather the next vacant CID should be assigned. Header compression based on CIDs MUST NOT be used for RA messages carrying Context Information. An expired CID and the associated prefix MUST NOT be reset but rather retained in receive-only mode if there is no other current need for the CID value. This will allow an ABR to detect if a sleeping node without clock uses an expired CID and in response, the ABR MUST return an RA with fresh Context Information to the originator.

4.4.2.3. Infinite prefix lifetime support for island-mode networks

Nodes MUST renew the prefix and CID according to the lifetime signaled by the ABR. [RFC6775] specifies that the maximum value of the RA Router Lifetime field MAY be up to 0xFFFF. This document further specifies that the value 0xFFFF MUST be interpreted as

infinite lifetime. This value MUST NOT be used by ABRs. Its use is only intended for a sleeping network controller; for instance a battery powered remote control being master for a small island-mode network of light modules.

5. Header Compression

IPv6 header compression [RFC6282] MUST be implemented according to [RFC6282]. This section will simply identify substitutions that should be made when interpreting the text of [RFC6282].

In general the following substitutions should be made:

- o Replace "802.15.4" with "G.9959"
- o Replace "802.15.4 short address" with "<Interface><G.9959 NodeID>"
- o Replace "802.15.4 PAN ID" with "G.9959 HomeID"

When a 16-bit address is called for (i.e., an IEEE 802.15.4 "short address") it MUST be formed by prepending an Interface label byte to the G.9959 NodeID:

```

          0                               1
          0 1 2 3 4 5 6 7 8 9 0 1 2 3 4 5
          +---+---+---+---+---+---+---+---+---+---+---+---+---+---+---+
          |   Interface   |   NodeID   |
          +---+---+---+---+---+---+---+---+---+---+---+---+---+---+---+

```

A transmitting node may be sending to an IPv6 destination address which can be reconstructed from the link-layer destination address. If the Interface number is zero (the default value), all IPv6 address bytes may be elided. Likewise, the Interface number of a fully elided IPv6 address (i.e. SAM/DAM=11) may be reconstructed to the value zero by a receiving node.

64 bit 802.15.4 address details do not apply.

6. IANA Considerations

This document makes no request of IANA.

Note to RFC Editor: this section may be removed on publication as an RFC.

7. Security Considerations

The method of derivation of Interface Identifiers from 8-bit NodeIDs preserves uniqueness within the logical network. However, there is no protection from duplication through forgery. Neighbor Discovery in G.9959 links may be susceptible to threats as detailed in [RFC3756]. G.9959 networks may feature mesh routing. This implies additional threats due to ad hoc routing as per [KW03]. G.9959 provides capability for link-layer security. G.9959 nodes MUST use link-layer security with a shared key. Doing so will alleviate the majority of threats stated above. A sizeable portion of G.9959 devices is expected to always communicate within their PAN (i.e., within their subnet, in IPv6 terms). In response to cost and power consumption considerations, these devices will typically implement the minimum set of features necessary. Accordingly, security for such devices may rely on the mechanisms defined at the link layer by G.9959. G.9959 relies on the Advanced Encryption Standard (AES) for authentication and encryption of G.9959 frames and further employs challenge-response handshaking to prevent replay attacks.

It is also expected that some G.9959 devices (e.g. billing and/or safety critical products) will implement coordination or integration functions. These may communicate regularly with IPv6 peers outside the subnet. Such IPv6 devices are expected to secure their end-to-end communications with standard security mechanisms (e.g., IPsec, TLS, etc).

8. Acknowledgements

Thanks to the authors of RFC 4944 and RFC 6282 and members of the IETF 6LoWPAN working group; this document borrows extensively from their work. Thanks to Erez Ben-Tovim, Kerry Lynn, Michael Richardson, Tommas Jess Christensen for useful comments. Thanks to Carsten Bormann for extensive feedback which improved this document significantly.

9. References

9.1. Normative References

- [EUI64] IEEE, "communicationIDELINES FOR 64-BIT GLOBAL IDENTIFIER (EUI-64) REGISTRATION AUTHORITY", IEEE Std <http://standards.ieee.org/regauth/oui/tutorials/EUI64.html>, November 2012.
- [G.9959] "G.9959 (02/12) + G.9959 Amendment 1 (10/13): Short range, narrow-band digital radiocommunication transceivers", February 2012.

- [RFC2119] Bradner, S., "Key words for use in RFCs to Indicate Requirement Levels", BCP 14, RFC 2119, March 1997.
- [RFC2460] Deering, S. and R. Hinden, "Internet Protocol, Version 6 (IPv6) Specification", RFC 2460, December 1998.
- [RFC2464] Crawford, M., "Transmission of IPv6 Packets over Ethernet Networks", RFC 2464, December 1998.
- [RFC3587] Hinden, R., Deering, S., and E. Nordmark, "IPv6 Global Unicast Address Format", RFC 3587, August 2003.
- [RFC4193] Hinden, R. and B. Haberman, "Unique Local IPv6 Unicast Addresses", RFC 4193, October 2005.
- [RFC4291] Hinden, R. and S. Deering, "IP Version 6 Addressing Architecture", RFC 4291, February 2006.
- [RFC4861] Narten, T., Nordmark, E., Simpson, W., and H. Soliman, "Neighbor Discovery for IP version 6 (IPv6)", RFC 4861, September 2007.
- [RFC4941] Narten, T., Draves, R., and S. Krishnan, "Privacy Extensions for Stateless Address Autoconfiguration in IPv6", RFC 4941, September 2007.
- [RFC4944] Montenegro, G., Kushalnagar, N., Hui, J., and D. Culler, "Transmission of IPv6 Packets over IEEE 802.15.4 Networks", RFC 4944, September 2007.
- [RFC6282] Hui, J. and P. Thubert, "Compression Format for IPv6 Datagrams over IEEE 802.15.4-Based Networks", RFC 6282, September 2011.
- [RFC6775] Shelby, Z., Chakrabarti, S., Nordmark, E., and C. Bormann, "Neighbor Discovery Optimization for IPv6 over Low-Power Wireless Personal Area Networks (6LoWPANs)", RFC 6775, November 2012.

9.2. Informative References

- [RFC3756] Nikander, P., Kempf, J., and E. Nordmark, "IPv6 Neighbor Discovery (ND) Trust Models and Threats", RFC 3756, May 2004.

- [RFC3819] Karn, P., Bormann, C., Fairhurst, G., Grossman, D., Ludwig, R., Mahdavi, J., Montenegro, G., Touch, J., and L. Wood, "Advice for Internet Subnetwork Designers", BCP 89, RFC 3819, July 2004.
- [RFC6550] Winter, T., Thubert, P., Brandt, A., Hui, J., Kelsey, R., Levis, P., Pister, K., Struik, R., Vasseur, JP., and R. Alexander, "RPL: IPv6 Routing Protocol for Low-Power and Lossy Networks", RFC 6550, March 2012.
- [RFC6997] Goyal, M., Baccelli, E., Philipp, M., Brandt, A., and J. Martocci, "Reactive Discovery of Point-to-Point Routes in Low-Power and Lossy Networks", RFC 6997, August 2013.

Appendix A. G.9959 6LoWPAN datagram example

This example outlines each individual bit of a sample IPv6 UDP packet arriving to a G.9959 node from a host in the Internet via a PAN border router.

In the G.9959 PAN, the complete frame has the following fields.

G.9959:

```
+-----+-----+-----+---+-----+-----...
|HomeID|SrcNodeID|FrmControl|Len|SeqNo|DestNodeID|
+-----+-----+-----+---+-----+-----+-...
```

6LoWPAN:

```
...+-----+-----+-----+-----+-----...
|6LoWPAN CmdCls|6LoWPAN_IPHC Hdr|Compressed IPv6 headers|
...+-----+-----+-----+-----+-----+-...
```

6LoWPAN, TCP/UDP, App payload:

```
...+-----+-----+-----+-----+-----+
|Uncompressed IPv6 headers|TCP/UDP/ICMP|App payload|
...+-----+-----+-----+-----+-----+
```

The frame comes from the source IPv6 address 2001:0db8:ac10:ef01::ff:fe00:1206.

The source prefix 2001:0db8:ac10:ef01/64 is identified by the IPHC CID = 3. The frame is delivered in direct range from the gateway which has source NodeID = 1.

The Interface Identifier (IID) ff:fe00:1206 is recognised as a link-layer-derived address

and is compressed to the 16 bit value 0x1206.

The frame is sent to the destination IPv6 address 2001:0db8:27ef:42ca::ff:fe00:0004.

The destination prefix 2001:0db8:27ef:42ca/64 is identified by the IPHC CID = 2.

The Interface Identifier (IID) ff:fe00:0004 is recognised as a link-layer-derived address.

Thanks to the link-layer-derived addressing rules, the sender knows that this is to be sent to G.9959 NodeID = 4; targeting the IPv6 interface instance number 0 (the default).

To reach the 6LoWPAN stack of the G.9959 node, (skipping the G.9959 header fields) the first octet must be the 6LoWPAN Command Class (0x4F).

```

0
0 1 2 3 4 5 6 7 8
+---+---+---+---+---+---+---+---+---+...
|           0x4F           |
+---+---+---+---+---+---+---+---+---+...

```

The Dispatch header bits '011' advertises a compressed IPv6 header to follow.

```

0                               1
0 1 2 3 4 5 6 7 8 9 0
+---+---+---+---+---+---+---+---+---+...
|           0x4F           |0 1 1
+---+---+---+---+---+---+---+---+---+...

```

The following bits encode the following:

TF = '11' : Traffic Class and Flow Label are elided.
 NH = '1' : Next Header is elided
 HLIM = '10' : Hop limit is 64

```

0                               1
0 1 2 3 4 5 6 7 8 9 0 1 2 3 4 5
+---+---+---+---+---+---+---+---+---+...
|           0x4F           |0 1 1 1 1 1 0 1|
+---+---+---+---+---+---+---+---+---+...

```

CID = '1' : CI data follows the DAM field
 SAC = '1' : Src addr uses stateful, context-based compression
 SAM = '10' : Combine src CID and 16 bits to link-layer-derived addr
 M = '0' : Dest addr is not a multicast addr
 DAC = '1' : Dest addr uses stateful, context-based compression
 DAM = '11' : Combine dest CID and dest NodeID to link-layer-derived addr


```

      0                               1                               2
      0 1 2 3 4 5 6 7 8 9 0 1 2 3 4 5 6 7 8 9 0 1 2 3
+---+---+---+---+---+---+---+---+---+---+---+---+---+---+---+---+...
|           0x4F           |0 1 1 1 1 1 0 1|1 1 1 0 0 1 1 1|
+---+---+---+---+---+---+---+---+---+---+---+---+---+---+---+---+...

```

Address compression context identifiers:

SCI = 0x3
 DCI = 0x2

```

      2                               3
      4 5 6 7 8 9 0 1
...+---+---+---+---+---+---+...
|  0x3  |  0x2  |
...+---+---+---+---+---+---+...

```

IPv6 header fields:
 (skipping "version" field)
 (skipping "Traffic Class")
 (skipping "flow label")
 (skipping "payload length")

IPv6 header address fields:

SrcIP = 0x1206 : 16 LS bits of link-layer-derived address to combine with SC
 I
 (skipping DestIP) - completely reconstructed from Dest NodeID and DCI

```

      2                               3                               4
      4 5 6 7 8 9 0 1 2 3 4 5 6 7 8 9 0 1 2 3 4 5 6 7
...+---+---+---+---+---+---+---+---+---+---+---+---+---+---+---+...
|  0x3  |  0x2  |           0x12           |           0x06           |
...+---+---+---+---+---+---+---+---+---+---+---+---+---+---+---+...

```

Next header encoding for the UDP header:

Dispatch = '11110': Next Header dispatch code for UDP header
 C = '0' : 16 bit checksum carried inline
 P = '00' : both src port and dest Port are carried in-line.

```

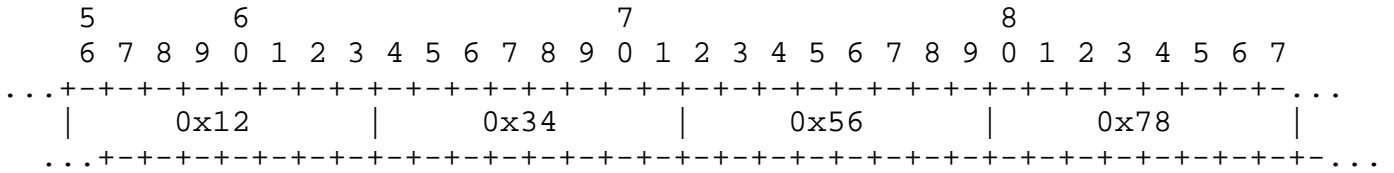
      4    5
      8 9 0 1 2 3 4 5
...+---+---+---+---+---+---+...
|1 1 1 1 0|0|0 0|

```

...+-+-+-+-+...-

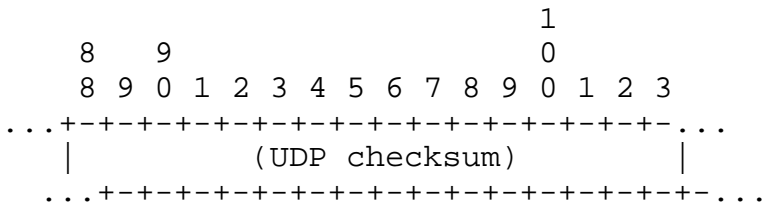
UDP header fields:

src Port = 0x1234
 dest port = 0x5678



UDP header fields:

(skipping "length")
 checksum = (actual checksum value depends on
 the actual UDP payload)



Add your own UDP payload here...

Appendix B. Change Log

B.1. Changes since -00

- o Clarified that mesh-under routing may take place below the 6LoWPAN layer but that specific mesh-under routing protocols are not within the scope of this doc.
- o Clarified that RFC6282 IPv6 Header Compression MUST be supported.
- o Clarified the text of section 5.4 on the use of RFC6775 address registration in mesh-under networks.
- o Split 5.4.2 into multiple paragraphs.

B.2. Changes since -01

- o Added this Change Log
- o Editorial nits.
- o Made IPv6 Header Compression mandatory. Therefore, the Dispatch value "01 000001 - Uncompressed IPv6 Addresses" was removed from figure 2.
- o Changed SHOULD to MUST: An IPv6 host SHOULD construct its link-local IPv6 address and routable IPv6 addresses from the NodeID in order to facilitate IP header compression as described in [RFC6282].
- o Changed SHOULD NOT to MUST NOT: Mesh-under networks MUST NOT use [RFC6775] address registration.
- o Changed SHOULD NOT to MUST NOT: [RFC6775] Duplicate Address Detection (DAD) MUST NOT be used.
- o Changed SHOULD NOT to MUST NOT: The CID MUST NOT be reused immediately;
- o Changed SHOULD NOT to MUST NOT: An expired CID and the associated prefix MUST NOT be reset but rather retained in receive-only mode
- o Changed LBR -> ABR
- o Changed SHOULD to MUST: , the ABR MUST return an RA with fresh Context Information to the originator.
- o Changed SHOULD NOT to MUST NOT: This value MUST NOT be used by ABRs. Its use is only intended for a sleeping network controller;

B.3. Changes since -02

- o Editorial nits.
- o Moved text to the right section so that it does not prohibit DAD for Route-Over deployments.
- o Introduced RA m flag support so that nodes may be instructed to use DHCPv6 for centralized address assignment.

Authors' Addresses

Anders Brandt
Sigma Designs
Emdrupvej 26A, 1.
Copenhagen O 2100
Denmark

Email: anders_brandt@sigmadesigns.com

Jakob Buron
Sigma Designs
Emdrupvej 26A, 1.
Copenhagen O 2100
Denmark

Email: jakob_buron@sigmadesigns.com